




(*)Facultade de Historia

(*)Información básica

(*)



O grao en Xeografía e Historia proporciona ao alumnado unha serie de competencias que integran a aprendizaxe de coñecementos, a adquisición de habilidades e destrezas e a formación en actitudes e valores. Na liña doutras titulacións recoñecidas nas universidades europeas, ademáis de englobar contidos das disciplinas de Xeografía, Historia e Historia da arte, a oferta da nosa Facultade dota ao alumnado dunha serie ampla de competencias xerais e específicas.

Grao Xeografía e Historia (Plano 2014/15)

Destaca o **carácter humanístico** das disciplinas cunha longa e consolidada traxectoria académica e universitaria, e a súa capacidade para coñecer a orixe e a evolución de moitas das realidades culturais do noso tempo. En conxunto ofertamos unha formación básica en contidos interdisciplinares relativos ao coñecemento da estrutura diacrónica do pasado, das coordenadas espazo-temporais, interrelacionadas coas xeográficas e artísticas.

A formación inclúe ámbitos temáticos e territoriais específicos e contidos instrumentais, a través das **prácticas** que os nosos estudantes realizan en diversas institucións e empresas. O coñecemento do noso pasado permite achegarse as ferramentas analíticas e conceptuais que a súa vez incitan á reflexión, á crítica e ao respecto pola diversidade e a alteridade; en definitiva o coñecemento doutras realidades, moi variadas fomenta os valores humanos e achega principios éticos tan necesarios na sociedade actual.

O carácter multidisciplinar e polivalente dos estudos (Historia, Arte e Xeografía) capacita para un **amplo abanico de saídas profesionais** aos seus egresados, que resultan tan competitivos como os especializados nunha soa das disciplinas humanísticas, tendo en conta da cada vez maior flexibilidade do actual mercado laboral entre titulacións e postos de traballo. Os servizos educativos, os servizos da administración, os medios de comunicación, os centros de educación superior e secundaria, e un longo espectro de institucións e empresas, proporcionan un marco para o desempeño de actividades relacionadas co perfil formativo do grao, preparando para unha gran variedade de actividades.

Ademais, a riqueza histórica, artística, arqueolóxica e natural proporciona unha estreita relación entre os estudos universitarios e o mercado laboral, abrindo unha nova vía de profesionalización ante a crecente consideración do legado cultural herdado como recurso dotado de valor económico ou produtivo. A demanda e saídas profesionais no terreo da conservación, protección, xestión e difusión do patrimonio e o resto de actividades relacionadas co turismo cultural abren un amplo horizonte á saída profesional dos futuros graduados, que poden nesa liña especializarse no máster que ofertamos.




Co obxectivo de dar resposta á demanda social de diferentes profesionais, e aos futuros graduados/as posibilitase unha continuación académica coherente con dous Másteres: Valoración, Xestión e Protección do Patrimonio.



Unha situación similar presenta o **Máster de Arqueoloxía e Ciencias da Antigüedad** orientado á especialización en arqueoloxía.

(*)Presentación

(*)



A Facultade de Historia da Universidade de Vigo, sita no Campus Universitario de Ourense, oferta tres titulacións adaptadas ao Espazo Europeo de Educación Superior (EEES): un Grao e dous Posgraos.

Xunto á habitual **modalidade presencial**, poderase optar pola modalidade semipresencial, sempre que se xustifique a imposibilidade de asistir con regularidade ás aulas; os motivos deben estar en relación con obrigas de carácter laboral, familiar, atención a persoas dependentes, actividades deportivas de alto nivel, necesidades educativas especiais. O proceso para acollerse a esta modalidade terá lugar unha vez formalizada a matrícula; estudante debe cubrir un impreso coa solicitude e entregar a documentación xustificativa.

Os docentes poñerán a disposición destes estudantes o material preciso a través da plataforma de teledocencia e os medios para superar as materias do grao, en igualdade de condicións que os presenciais.

A oferta de **Posgraos** contempla dúas titulacións:



- **Mestrado semipresencial en Valoración, Xestión e Protección do Patrimonio**, en colaboración coa Escola Superior de Enxeñaría de Minas do campus de Vigo.
- **Mestrado Interuniversitario de Arqueoloxía e Ciencias da Antigüedad (USC y U Vigo) coa participación do Instituto de Ciencias do Patrimonio (Incipit) do CSIC**. O seu programa ten unha dobre orientación: profesionalizante e investigadora. Na súa primeira vertente, aspira a formar arqueólogos que poidan desenvolver a súa labr profesional neste campo nos próximos anos; na segunda, dá paso ao programa de doutoramento da USC

□Historia, Xeografía e Arte□.

Neste documento:

- Localización
- Normativa e Lexislación
- Servizos e Infraestruturas do Centro
- Outra Información do Centro
- Calendario Académico
- Información de Interese

(*)Localización

In the Campus of Ourense since 1990

Faculty of History of Ourense
University campus AS Lagoas s/n
32004 Ourense
Telephone: 988 387101
Fax: 988 387328

E-mail Faculty Secretary: sdefho@uvigo.es


Web Site: <http://historia.uvigo.es/gl/>

Facebook: <https://www.facebook.com/facultadehistoriaourense>

Instagram: <https://www.instagram.com/historiaourense/>

(*)Organización e Funcionamento do Centro

(*)



Organos de Goberno

□ Decanato

- Xunta de Facultade
- Comisión Permanente da Facultade
- Comisión de Calidade
- Departamentode Historia, Arte e Xeografía

Equipo de Goberno

□ Decana:

Profa. Dra. Susana Reboreda Morillo

Tfno.: 988 38 72 69

rmorillo@uvigo.es

□ Vicedecano:

Prof. Dr. Adolfo Fernández Fernández

Tfno : 988 38 71 11

adolfo@uvigo.es

□ Secretaria:


Dna. Josefina Cadilla Lomba

Tfno.: 988 36 88 55

sfho@uvigo.es

(*)Normativa e Lexislación



(*)



Normativa xeral das Universidades

Normativa específica da Universidade de Vigo



Normativas da Facultade de Historia

- Regulamento Rexime Interno da Facultade de Historia
- Regulamento para a elaboración dos horarios docentes e a planificación de ocupación de espazos na Facultade de Historia de Ourense
- Regulamento de Prácticas Externas 
- Regulamento do Traballo de Fin de Grao 

Normativa xeral das Universidades


Normativa específica da Universidade de Vigo

Normativas da Facultade de Historia

- Regulamento Rexime Interno da Facultade de Historia
- Regulamento para a elaboración dos horarios docentes e a planificación de ocupación de espazos na Facultade de Historia de Ourense
- Regulamento de Prácticas Externas 
- Regulamento do Traballo de Fin de Grao 

(*)Servizos e Infraestructuras do Centro

(*)



CAMPUS NORTE

A actividade se articula en 3 edificios:

- Edificio Facultades (máis coñecido como Edificio de Ferro)
- Pavillón Olga Gallego (2)
- Pavillón Concepción Ramón Amat (1)

O EDIFICIO FACULTADES

Acceso

- Conserxería
- Aulas

1º andar

- Secretaría Administrativa da Facultade
- Aula de Informática
- Delegación de Alumnos

2º andar

- Laboratorios docentes: Arqueoloxía, Historia da Arte, Xeografía, Historia Medieval
- Aulas

4 ºandar

- Vicerreitoría do Campus de Ourense
- Decanato
- Salón de Graos

DISTRIBUCIÓN DE AULAS DE HISTORIA - EDIFICIO DE FERRO

CURSO AULA HORARIO

- 1º Grao 0.5 mañá e tarde (Planta Baixa)
- 2º Grao 0.6 mañá e tarde (Planta Baixa)
- 3º Grao 0.7 mañá e tarde (Planta Baixa)

- 4º Grao 0.7 mañá e tarde (Planta baixa)
- Aula de videoconferencia/máster: 2.3 (2º andar)
- Prácticas 1º Grao. Grupo 1, 0.5; Grupo 2, 2.2 (2º andar)
- Prácticas 2º Grao. Grupo 1, 0.6, Grupo 2, 2.3 (2º andar)

PAVILLÓN OLGA GALLEGO (2)

- Despachos dos/as profesores/as (1º andar e soto)
- Laboratorio de Prehistoria, Historia Antigua, Historia Moderna, Historia Contemporánea e Historia de América (soto)

PAVILLÓN CONCEPCION RAMÓN AMAT (1)

- Aula de Máster
- Sala de exposicións ALTERARTE (planta baixa)

DISTRIBUCIÓN DE LABORATORIOS DE HISTORIA

DENOMINACIÓN LOCALIZACIÓN EDIFICIO

- Laboratorio de Informática PRIMEIRO ANDAR FERRO
- Laboratorio de Xeografía SEGUNDO ANDAR FERRO
- Laboratorio de Arqueoloxía SEGUNDO ANDAR FERRO
- Laboratorio de Historia Medieval SEGUNDO ANDAR FERRO
- Laboratorio de Prehistoria e Historia Antiga SOTO PAVILLÓN 2
- Laboratorio de Historia Moderna e Contemporánea SOTO PAVILLÓN 2

PLATAFORMA DE TELEDOCENCIA (<http://faitic.uvigo.es>)


- Curso virtual do Grao en Xeografía e Historia
- Curso virtual do Máster en Valoración, Xestión e Protección do Patrimonio Cultural

Manual Primeiros Pasos na plataforma Moodle



(*)Calendario Académico

(*)




Pódese acceder ao calendario, horarios e datas de exámenes na web do centro: <http://historia.uvigo.es/gl/docencia/calendario-escolar>



(*)Outra información do centro

(*)



Plan de Autoprotección Universidade de Vigo.

Actuación en caso de Emerxencia Edificio de Ferro



Plan 1



Plan 2



Delegación de alumnado

Funcións:

É o órgano de representación estudiantil institucional que se ten artellado na Facultade de Historia.

Todos os alumnos/as poden acudir á sede da Delegación para obter información e facer uso dos seus recursos. Para cubrir as súas necesidades a Delegación ten un orzamento proporcional ao número de alumnos/as que representa. Segundo o Regulamento de Estudantes no artigo 27, entre os fins da Delegación de alumnos está:

- Actuar como órganos de diálogo coas autoridades académicas no establecemento dunha información adecuada sobre a vida universitaria.
- Xestionar os seus recursos.
- Promover e coordinar actividades de extensión universitaria.
- Elixir os seus representantes perante calquera autoridade, institución ou organización, naqueles casos para os que non exista regulamento de elección.

Representantes: <http://historia.uvigo.es/gl/alumnado/delegacion-de-alumnado>

Localización

Edificio Facultades. 1º Andar

Tfno: 988 38 73 05

E-mail: dafho@uvigo.es

Normativa


- Regulamento Estudantes
- Estatuto Estudantado (BOE 31/01/2010)
- Normativa de Permanencia da Universidade de Vigo
- Regulamento de Voluntariado
- **Plan de Acción Titorial**

Outra información de interese para o alumnado

- Actividades culturais

(*)Información de Interese

(*)



ESTUDAR EN OURENSE

- [Estudar na Universidade de Vigo](#)
- [Guía turística de Ourense](#)
- [Aloxamento en Ourense](#)
- [Hoteis e Hostais](#)
- [Pisos compartidos. Contactar coa ORI.](#)
- [Información para o alumnado da Universidade de Vigo:](#)
- [Alumnado da Universidade de Vigo](#)

CONTACTOS INTERESE UNIVERSIDADE DE VIGO

Páxina web:

<http://www.uvigo.es/>

Central: 986 81 20 00

Información Xeral: 986 81 3600

Información ao alumnado: 98681 36 30

Rexistro xeral da universidade: 986 81 39 02

Rexistro do Campus de Vigo: 986 81 36 10

Rexistro do Campus de Orense: 988 38 71 03

Gabinete de prensa: 986 81 3604. prensa@uvigo.es

AREA DE SERVIZOS Á COMUNIDADE

Actividades culturais: 986 8136 03/ 26. vicext@uvigo.es

Actividades deportivas: 986 8121 82 / 986 81 22 04; deportes@uvigo.es

Servizo de alumnado: 986 81 360 /09 xsadal@uvigo.es

LERD de Vigo: 986 81 37 71 /72

LERD de Orense: 988 38 71 02

Bolsas: 986 81 19 99 / 813612. bolsas@uvigo.es

Asesoría Xurídica: 986 81 3576

Oficina ORI: 986 81 21 78 /986 81 35 50 ; ori@uvigo.es

Oficina do Medio Ambiente(OMA): 986 81 38 83; oma3@uvigo.es

BIBLIOTECA DO CAMPUS DE OURENSE

Presente fisicamente nos trescampus, a Biblioteca Universitaria conta en cada un deles cunha biblioteca central e varias salas repartidas polas escolas e facultades que compoñen a Universidade.

A Biblioteca Central do Campus de Orense, fundada no ano 2000, conta cun fondo de uns 100.000 libros e unhas 750 publicacións periódicas divididas en diferentes temas como son xeografía, historia, arte, dereito e química.

Servizos que ofrece:

Préstamo interbibliotecario a nivel nacional e internacional.

Préstamo para alumnos, PDI e PAS.

Información bibliográfica, búsquedas e referencias bibliográficas.

Catálogo automatizado colectivo de publicacións periódicas (a nivel nacional).

Contacto:

Conserxería (988 387320)

Campus As Lagoas - 32004- Orense

Horario de atención ao público: De luns a venres de 8:30h a 21:00h

Acceso ao Catálogo da Biblioteca

CONTA DE CORREO ELECTRÓNICO DA UNIVERSIDADE DE VIGO

Basta con estar matriculado na Universidade e dispor do cartón universitario.

No momento de formalizar a matrícula créase unha conta de correo cun nome de usuario e coa extensión alumnos.uvigo.es

Con ese nome de usuario e esa clave tamén poderás acceder á rede WIFI. Todas as instalacións da Universidade de Vigo teñen acceso a internet por rede WIFI

<http://www.uvigo.es>

CARNET UNIVERSITARIO

O Carné Universitario é unha tarxeta intelixente realizada en colaboración co Santander, que acredita o estudante, profesorado e personal de administración e servizos como membros da comunidade universitaria.

Ademais de todas as funcións asociadas ás tarxetas intelixentes, o carné poderá dispoñer de servizos financeiros 4B Maestro, se se solicitan voluntariamente

Para qué podes utilizalo?

Acreditación universitaria

Acceso a recintos e ordenadores das aulas de informática e persoais*

Préstamo de libros en bibliotecas

Consultas en Puntos de Información e, opcionalmente, en caixeiros 4B*

Tarxeta deportiva

Moedeiro electrónico

Descostos en comercios

Tarxeta 4B Maestro (opcional)

Firma Electrónica

Solicítalo en calquera momento nas Oficinas Universitarias Santander do campus, levando unha fotografía recente. Recíbalo no teu domicilio particular. Para que inclúa o servizo 4B Maestro só necesitas ser titular dunha conta bancaria no Santander. Esta contorna non ten nin gastos de administración nin de mantemento.

O Carné Universitario non hai que renovalo cada ano. Para activar a función financeira dirixete á Oficina Universitaria.

SEGURO ESCOLAR

Os alumnos da Universidade de Vigo, sexa cal for a súa nacionalidade ou estudos que cursen, quedan cubertos por un seguro escolar. Do mesmo xeito que se regula para os niveis educativos previos, a Lei establece a cobertura obrigatoria.

Ademais, a Universidade de Vigo subscribiu un seguro adicional, seguro cum laude, para todos os seus alumnos, incluídos aqueles que non quedan cubertos polo seguro obrigatorio. Ambos os seguros páganse no momento de formalizar a matrícula, polo que non teñen custo adicional algún.

Con carácter complementario aos dous anteriores, a Universidade de Vigo dispón dun seguro voluntario, seguro cum laude plus, con maiores coberturas que aqueles e a un custo moi reducido (ao redor de 10 euros por curso).

OUTROS SERVICIOS

- **Actividades Culturais**
- **Deportes**
- **Voluntariado**
- **Area de Emprego**
- **Fundación Universidade de Vigo**
- **Gabinete psicopedagóxico**
- **Tribunal de Garantías**

Máster Universitario en Valoración, Gestión y Protección del Patrimonio Cultural

Subjects

Year 1st

Code	Name	Quadmester	Total Cr.
------	------	------------	-----------

002M143V03101	Concept and Categories of Cultural Heritage	1st	3
002M143V03102	Value and Meaning of Cultural Heritage	1st	3
002M143V03103	Legal Protection of Cultural Heritage	1st	3
002M143V03104	People Involved in Project Intervention and Management	1st	3
002M143V03105	New Models for Management and Protection of Cultural Heritage	1st	3
002M143V03107	CAD Techniques to Present Heritage	1st	3
002M143V03108	GIS Technologies for Inventory of Cultural Assets	1st	3
002M143V03109	2D and 3D Cartographic Documentation Techniques for Cultural Heritage	1st	3
002M143V03110	Prospecting Techniques for Surface Subsoil	1st	3
002M143V03111		1st	3
002M143V03207	Characterisation and Historic-Artistic Documentation	2nd	3
002M143V03208	Territorial and Cultural Landscape	2nd	3
002M143V03209	Memory, History, Identity and Cultural Heritage	2nd	3
002M143V03210	Dissemination and Socialisation of Cultural Heritage	2nd	3
002M143V03211	Design of Exhibitions and Models for Exhibitions	2nd	3
002M143V03212	Architectural Heritage, Urban Territory and Landscape	2nd	3
002M143V03213	Internship	2nd	6
002M143V03214	Master's Degree Dissertation	2nd	9
002M143V03215		2nd	3
002M143V03216		2nd	3
002M143V03217		2nd	3
002M143V03218		2nd	3

IDENTIFYING DATA**Concept and Categories of Cultural Heritage**

Subject	Concept and Categories of Cultural Heritage			
Code	O02M143V03101			
Study programme	Máster Universitario en Valoración, Gestión y Protección del Patrimonio Cultural			
Descriptors	ECTS Credits	Choose	Year	Quadmester
	3	Mandatory	1st	1st
Teaching language	Spanish Galician			
Department				
Coordinator	Pérez Losada, Fermín Emiliano			
Lecturers	de Uña Álvarez, Elena Pilar Pérez Losada, Fermín Emiliano			
E-mail	fermin@uvigo.es			
Web	http://moovi.uvigo.gal/course/view.php?id=1060			
General description	It is a subject of an introductory and generalist nature, which aims to understand and value the importance of Cultural Heritage in contemporary society.			

Training and Learning Results

Code	
A5	That students have the learning skills that allow them to continue studying in a way that will be largely self-directed or autonomous.
B1	Acquire the ability to differentiate and assess the various expressions of Cultural Heritage, know the tools for their quantification and protection, as well as the different perspectives that address their management.
C8	Understand the multifactorial values of Cultural Heritage, and assess it appropriately according to criteria of social use.
D4	To be able to integrate the diverse information and data contributed by diverse technicians and tools in the writing of conclusions of action.
D6	Know how to transmit in a clear and unambiguous way to a specialized audience or not, results from scientific and technological research or the most advanced field of innovation, as well as the most relevant foundations on which they are based

Expected results from this subject

Expected results from this subject	Training and Learning Results
Know the concept of Cultural Heritage, his evolution and his distinct categories	A5 B1 C8 D4 D6

Contents

Topic	
The concept of Cultural Heritage	Origins and evolution from the 19th century (National Heritage). Essential shots in the actuality. General categories in which it classifies (Natural/Cultural; Immaterial/Material; Mobile/Not mobile).
The Natural Heritage	Definition and own and singular characteristics. Origins and evolution of the concept until the actuality. General strategies of conservation and intervention. The obvious interaction with the action *antrópica: Landscapes, Territories. Emergent heritages related: geological and miner, paleontological, etc.
The Cultural Heritage	General classification according to the rules and conventions: Historical/Artistic, Archaeologic, Ethnographic, Bibliographic and Documentary. Characteristics and own peculiarities of each category. General strategies of conservation and intervention. Emergent heritages related (scientific/technician, industrial, etc.).
The specific case of the Immaterial Cultural Heritage	Definition, characteristic and evolution of the concept until the actuality. Relations and interactions with the material heritages.

Planning

	Class hours	Hours outside the classroom	Total hours
Introductory activities	1	0	1
Seminars	4	0	4
Case studies	0	24	24
Autonomous problem solving	0	30	30
Objective questions exam	1	0	1
Essay	0	10	10
Systematic observation	0	5	5

*The information in the planning table is for guidance only and does not take into account the heterogeneity of the students.

Methodologies

	Description
Introductory activities	Session oriented to take contact and gather information on the students and his motivations. Presentation of the matter and of the surroundings in which it will develop the module, employing tools of *teleformación and telecommunication.
Seminars	Activity focused on the work on a specific topic, which allows to deepen or complement the contents of the subject. They can be used as a complement to the theoretical classes.
Case studies	Analysis of cases or situations in relation with the concept and categories of the Cultural Heritage. Process based in the platform of *teleformación.
Autonomous problem solving	Activities linked to the development of the reflection, debate, critical and open generation of alternatives moving the knowledges and the skills of the students by means of the different technological tools of teaching.

Personalized assistance

Methodologies Description

Seminars	Educational interaction with students the purpose of basic exhibition of contents, orientation, advice and resolution of doubts in the process of the learning, with the support of the means of remote teaching.
----------	---

Tests Description

Essay	Resolution of doubts and personalised attention of the practical exercises realised by the students (glossary, specific forums). Resources used: platform Moodle of remote teaching and Campus Remoto videoconference.
-------	--

Assessment

	Description	Qualification	Training and Learning Results			
Objective questions exam	It tests type test, realised through the virtual platform. The result of learning evaluated is: Know the concept of cultural heritage, his evolution and his distinct categories.	40	A5	B1	C8	D4 D6
Essay	The students carry out a task that consists of short texts and/or critical comments in response to the practical exercises (glossary, specific forums) proposed by the teaching staff The result of learning evaluated is: Know the concept of cultural heritage, his evolution and his distinct categories	40	A5	B1	C8	D4 D6
Systematic observation	Communication and active participation in the activities of the matter through telematic means. The result of learning evaluated is: Know the concept of cultural heritage, his evolution and his distinct categories	20	A5	B1	C8	D4 D6

Other comments on the Evaluation

According to the 2023 "Regulation on the evaluation, qualification and quality of teaching and the student learning process of the University of Vigo", there are two evaluation systems that students can choose: the preferred one, which will be applied by default, of "continuous evaluation" (diversified tests and activities that take place throughout the semester), and the so-called "global evaluation" (examinations and/or delivery of work/exercises to be carried out on the official dates of evaluation established in the academic calendar), which must be expressly requested by the interested students, and communicated to the responsible teaching staff within a maximum period of 31 days from the beginning of each term.

The "global evaluation" tests for this subject will consist as follows: quiz-type exam (50%) + delivery of exercises (glossary, specific forums) (50%).

Students have two evaluation calls/opportunities. The first is carried out during the teaching semester. The second (or 2nd opportunity) will take place in the month of July, for which access to the teaching platform will be enabled again.

Sources of information

Basic Bibliography

García Cuetos, P., **El patrimonio cultural: conceptos básicos**, Universidad de Zaragoza, 2011

QUEROL, M.A., **Manual de gestión del Patrimonio Cultural**, Akal, 2010

Tugores, F. e Planas, R., **Introducción al Patrimonio Cultural**, Trea, 2006

HERNÁNDEZ HERNÁNDEZ, F., **El patrimonio cultural: la memoria recuperada**, Trea, 2002

Complementary Bibliography

Babelon, J.P e Chastel, A., **La notion de patrimoine**, Liana Levi, 2000

Choay, F., **Alegoría del Patrimonio**, Gustavo Gili, 2007

García Cuetos, P., **Humilde condición: el patrimonio cultural y la conservación de su autenticidad**, Trea, 2009

Monterroso Montero, J.M., **Protección y conservación del patrimonio: principios teóricos**, Tórculo, 2001

Moure Romanillo, A. (Ed.), **Patrimonio Cultural y Patrimonio Natural. Una reserva de futuro**, Universidad de Cantabria, 2003

UNESCO, **¿Qué es el patrimonio cultural inmaterial?** <http://www.unesco.org/culture/ich/doc/src/01851-ES.pdf>,

UNESCO, **Gestión del Patrimonio Mundial natural** <http://whc.unesco.org/en/managing-natural-world-heritage/>,

UNESCO, **Gestión del Patrimonio Mundial cultural** <http://whc.unesco.org/en/managing-cultural-world-heritage/>,

Recommendations

Other comments

The teaching of the subject will be always of face-to-face telematic way, well was synchronous or asynchronous, using the eMoodle (MooVi) educational platform and participating in the educational activities through multiple videoconference (Remote Campus).

To be able to receive the teaching of effective way it si recommended , previously to the start of the subject, to consult the manual of access to the platform and to follow the technical specifications in order to assist to the remote sessions. It is indispensable that each student access to the educational platform of the subject previously to the beginning of the same.

IDENTIFYING DATA**Value and Meaning of Cultural Heritage**

Subject	Value and Meaning of Cultural Heritage			
Code	O02M143V03102			
Study programme	Máster Universitario en Valoración, Gestión y Protección del Patrimonio Cultural			
Descriptors	ECTS Credits	Choose	Year	Quadmester
	3	Mandatory	1st	1st
Teaching language	Spanish Galician			
Department				
Coordinator	Pérez Losada, Fermín Emiliano			
Lecturers	Pérez Losada, Fermín Emiliano			
E-mail	fermin@uvigo.es			
Web	http://moovi.uvigo.gal/course/view.php?id=1061			
General description	The objective of the course is to enable students to analyze critically the heritage value of cultural property and to know the methodological tools necessary for the process of estimating the value of assets, using standardized criteria.			

Training and Learning Results

Code	
A5	That students have the learning skills that allow them to continue studying in a way that will be largely self-directed or autonomous.
B1	Acquire the ability to differentiate and assess the various expressions of Cultural Heritage, know the tools for their quantification and protection, as well as the different perspectives that address their management.
C8	Understand the multifactorial values of Cultural Heritage, and assess it appropriately according to criteria of social use.
D4	To be able to integrate the diverse information and data contributed by diverse technicians and tools in the writing of conclusions of action.
D6	Know how to transmit in a clear and unambiguous way to a specialized audience or not, results from scientific and technological research or the most advanced field of innovation, as well as the most relevant foundations on which they are based

Expected results from this subject

Expected results from this subject	Training and Learning Results
Know the methodological tools for the realization of a process of estimate of the value of a cultural good anyone, from standard criteria.	A5 B1 C8 D4 D6

Contents

Topic	
Values and meaning of the Cultural Heritage	Main positive qualities of recognition and appreciate of the Cultural Heritage in the contemporary society. Potential value and effective or real value.
The formal aesthetic/value	Antiquity, artifice, *monumentalidad, beauty. The integration of the heritage in the urban and rural landscape. The value *utilitario: rehabilitations for new uses and his problematic.
The historical informative/value	How know the past through the heritage. The investigation like basic tool *generadora of historical value.
The value *asociativo/symbolic	The direct communication happened-present inherent to the heritage. The heritage like cultural symbol *identitario of the human communities. Problematic of to who represents the cultural heritage to scale local, national and world-wide.
The economic value of the cultural heritage	Education, culture, tourism and development. Economic models and cultural politics applied to the heritage in the contemporary world. The cultural heritage like economic resource, generator of wealth (direct and indirect profits) and of quality of life.
The reports of assessment *patrimonial (*IVP)	Strategies, standard and systems of measurement and quantification of the value *patrimonial of the cultural goods

Planning			
	Class hours	Hours outside the classroom	Total hours
Seminars	4	0	4
Autonomous problem solving	0	14	14
Case studies	0	20	20
Introductory activities	1	0	1
Essay	0	29	29
Objective questions exam	0	1	1
Systematic observation	0	5	5
Presentation	1	0	1

*The information in the planning table is for guidance only and does not take into account the heterogeneity of the students.

Methodologies	
	Description
Seminars	Educational interaction with students with the purpose of basic exhibition of contents, orientation, advice and resolution of doubts in the process of the learning, with the support of the means of remote teaching.
Autonomous problem solving	Activities linked to the development of the reflection, debate, critical and open generation of alternatives moving the knowledges and the skills of the students by means of the different technological tools of teaching.
Case studies	Analysis of cases or situations in relation with the concept and categories of the Cultural Heritage. Process included in the platform of remote teaching..
Introductory activities	Session oriented to take contact and gather information on the students and his motivations. Presentation of the matter and of the surroundings in which it will develop the module, employing tools of remote teaching and tele-communication.

Personalized assistance

Methodologies	Description
Autonomous problem solving	Resolution of doubts and personalised attention of the practical exercises realised by the students (glossary, specific forums). Resources used: platform Moodle of remote teaching and Campus Remoto videoconference.
Case studies	Information and personalised consultancy of the autonomous practices realised by the *alumnado through the TIC. Resources used: platform Moodle of remote teaching and Campus Remoto videoconference.

Assessment

	Description	Qualification	Training and Learning Results
Essay	The student realises and presents a Report of Heritage Assessment (IVP) on one very cultural of his election (transversal of the module), using tools of remote delivery in the virtual platform. The result of learning evaluated is: Know the methodological tools for the realisation of a process of estimate of the value of a very cultural any one, from criteria standardised.	40	B1
Objective questions exam	It tests type test, realised through the virtual platform. The result of learning evaluated is: Know the methodological tools for the realisation of a process of estimate of the value of a very cultural any one, from criteria standardised.	30	B1 C8 D4
Systematic observation	Communication and active participation in the activities of the matter throughout the telematic means. Evaluation of the result of the learning "Know the methodological tools for the realisation of a process of estimate of the value of a very cultural any one, from criteria standardised".	20	B1
Presentation	Presentation and defense in the classroom of the Report of Heritage Assessment (IVP) prepared by the student. The result of learning evaluated is: Know the methodological tools for the realisation of a process of estimate of the value of a very cultural any one, from criteria standardised.	10	

Other comments on the Evaluation

According to the 2023 "Regulation on the evaluation, qualification and quality of teaching and the student learning process of the University of Vigo", there are two evaluation systems that students can choose: the preferred one, which will be

applied by default, of "**continuous evaluation**" (diversified tests and activities that take place throughout the semester), and the so-called "**global evaluation**" (tests and/or delivery of work/exercises to be carried out on the official dates of evaluation established in the academic calendar), which must be expressly requested by the interested students, and communicated to the responsible teaching staff within a maximum period of 31 days from the beginning of each term.

The "**global evaluation**" tests for this subject will consist of the following: quiz test (40%) + delivery of a "Heritage Evaluation Inform" (60%).

Students have two evaluation calls/opportunities. The first is carried out during the teaching semester. The second (or 2nd opportunity) will take place in the month of July, for which access to the teaching platform will be enabled again.

Sources of information

Basic Bibliography

Ballart Hernández, J., **El patrimonio histórico y arqueológico: valor y uso**, 1, Ariel, 1997

Ballart Hernández, J.; Juan i Treserras, J., **Gestión del patrimonio cultural**, 4, Ariel, 2008

Pedersen, A., **Gestión del turismo en sitio del Patrimonio Mundial. Manual práctico para administradores de sitios del Patrimonio Mundial.**, 1, <http://unesdoc.unesco.org/images/0012/001286/12867>, 2005

AA.VV., **Sistema de valoración patrimonial de los Enclaves arqueológicos de Aragón**, 1, Gobierno de Aragón, 1999

AA.VV., **O valor crítico dos bens culturais. Videos das conferencias**, 1, Consello da Cultura Galega, 2008

Barciela, Melgarejo e López Eds., **Los bienes culturales y su aportación al desarrollo sostenible**, 1, Universidad de Alicante, 2012

Complementary Bibliography

Frey, B.S., **La economía del arte**, 1, La Caixa, 2000

Thorsby, D., **Economía y Cultura**, 1, Gestion Cultural, 2008

Rizzo, I. e Mignosa, A. Eds., **Handbook on the economics of Cultural Heritage**, 1, E. Elgar Pub., 2013

Bonet, L.; Castañer, X.; Font, J. (Eds.), **Gestión de proyectos culturales: análisis de casos**, 2, Ariel, 2009

Castillo Oreja, M.A. (ed), **Ciudades históricas: conservación y desarrollo**, Fundación Argentaria - Visor Dis, 2000

Domínguez Arranz, A. (Ed), **El patrimonio arqueológico a debate: su valor cultural y económico**, Gobierno de Aragón, 2008

Fontenla Sanjuán, C. (coord.), **Contorno dos Monumentos en Galicia, delimitación e protección**, Dirección Xeral do Patrimonio Cultural, 1998

Hardesty, D.L.; Little, B.J., **Assessing site significance. A Guide for Archaeologists and Historians**, Altamira Press, 2000

Herrera Prieto, L.C. (coord.), **Turismo cultural: el patrimonio histórico como fuente de riqueza**, Fundación del Patrimonio Histórico de Castilla y L, 2000

López Silvestre F., Días-Fierros Viqueira, F. (coord.), **Olladas críticas sobre a paisaxe**, Consello da Cultura Galega, 2009

Sanz Lara, J.A., **Valoración económica del patrimonio cultural**, Trea, 2004

AA.VV., **El Patrimonio intangible y otros aspectos relativos a los itinerarios culturales, Congreso Internacional del CIIC (ICOMOS)**, [http://www.esicomos.org/Nueva_carpeta/INDEX_2ESI], 2002

Recommendations

Other comments

The teaching of the subject will be always of face-to-face telematic way, well was synchronous or asynchronous, using the eMoodle (MooVi) educational platform and participating in the educational activities through multiple videoconference (Remote Campus).

To be able to receive the teaching of effective way it si recommended , previously to the start of the subject, to consult the manual of access to the platform and to follow the technical specifications in order to assist to the remote sessions. It is indispensable that each student access to the educational platform of the subject previously to the beginning of the same.

IDENTIFYING DATA**Legal Protection of Cultural Heritage**

Subject	Legal Protection of Cultural Heritage			
Code	O02M143V03103			
Study programme	Máster Universitario en Valoración, Gestión y Protección del Patrimonio Cultural			
Descriptors	ECTS Credits	Choose	Year	Quadmester
	3	Mandatory	1st	1st
Teaching language	#EnglishFriendly Spanish Galician			
Department				
Coordinator	Ricoy Casas, Rosa María			
Lecturers	Ricoy Casas, Rosa María			
E-mail	rricoy@uvigo.gal			
Web	http://moovi.uvigo.gal/course/view.php?id=1062			
General description	<p>This is a English Friendly subject: International students may request from the teachers: a) resources and bibliographic references in English, b) tutoring sessions in English, c) exams and assessments in English. Description of the English Friendly program: English Friendly subjects are subjects of official degrees and master's degrees from the University of Vigo that are taught in Spanish/Galician, but in which teachers acquire the following commitments: Indicate the English Friendly character of the subject in the teaching guide, according to the procedure indicated by the Vice-Rector; Translating the teaching guide of the subject into English during the editing period of the teaching guides, paying special attention to the general description, content and evaluation; Provide materials and bibliographic references for monitoring the subject in English, in case international students need it; Attend tutoring in English, if needed by international students; Design and implement English tests and assessments, if required by the international student; Whenever possible, PPT presentations or in another format will be uploaded to the MOOVI space in two versions (English and Spanish/Galician); Internships/exercises/case studies will be offered in both English and Spanish/Galician, whenever possible.</p>			

Training and Learning Results

Code	
A4	That the students know how to communicate their conclusions -and the knowledge and ultimate reasons that sustain them- to specialized and non-specialized audiences in a clear and unambiguous way.
B1	Acquire the ability to differentiate and assess the various expressions of Cultural Heritage, know the tools for their quantification and protection, as well as the different perspectives that address their management.
C3	Acquire the ability to draft intervention projects in the Cultural Heritage in accordance with specific regulatory legislation.
C4	Acquire the capacity to catalog the real cultural heritage, being able to establish mechanisms of legal and preventive protection.
D1	Ability to understand the meaning and application of the gender perspective in the different fields of knowledge and professional practice with the aim of achieving a more just and egalitarian society.
D9	Know and manage the legislation applicable to the sector, know the social and business environment and know how to relate to the competent administration by integrating this knowledge into the development of engineering projects and the development of any aspect of their professional work.

Expected results from this subject

Expected results from this subject	Training and Learning Results
Comprise the concepts key in the surroundings of the heritage, to juridical level, for his academic training and his professional development through a coherent synthesis and ordered of the abundant and disperse legal corpus in this field	A4 B1 C3 C4 D1 D9
Train the student to develop projects and works in the patrimonial field with sufficient legal knowledge, through classes eminently practical	A4 B1 C3 C4 D1 D9

Contents

Topic

1. Legal Protection of Cultural Heritage: regulations and institutions.	1.1 Brief historical reference (legislation, pillage and restoration) 1.2 Regulations (Local-Autonomic-State-EU-International). Special reference LPHE 1985 and LPCG. Main Institutions of Cultural Heritage 1.3 Cultural or Historical Heritage ?. Types of Heritage 1.4 Types of Goods. Degrees or Declaration Categories
2. Legal Protection of Cultural Heritage: risk, control and sanction.	2.1 Trade and export. 2.2. Expolio. Metal detectors. Traffic of goods. 2.3. Findings Appraisal. 2.4. Destruction and Sanction.

Planning

	Class hours	Hours outside the classroom	Total hours
Introductory activities	1	0	1
Seminars	4	20	24
Case studies	1	30	31
Problem solving	0	19	19

*The information in the planning table is for guidance only and does not take into account the heterogeneity of the students.

Methodologies

	Description
Introductory activities	Session of 1 hour of destined length to the presentation of the subject, of the educational and the taking of contact with the students. After making a brief presentation and taking of contact between the educational and the students, will explain the surroundings in which it will develop the module (through tools of virtual and telecommunication); it will present the subject and his basic aims; it will make a basic explanation of the contents of each subject and the main resources for his learning; as well as the calendar, methodology and criteria of evaluation. Finally they will explain the available resources to put in contact with the educational and the mates, formulate questions or make virtual/ on-line attention.
Seminars	They will be to disposal of the students 4 hours of virtual clases in group with the purpose of orientation, advice and resolution of doubts in the process of learning through means of virtual attention
Case studies	It will propose the analysis of one or several problems or real cases, with the purpose to know it, interpret it, resolve it, as half directed to the practical application of the theory studied in the subject. It will make through means of virtual attention
Problem solving	Activities linked to the development of the reflection, the debate, the criticism and the open generation of alternatives and hypothesis of solution, using the knowledges and skills that pretend to develop through this subject. It will make through means of virtual attention

Personalized assistance

Methodologies	Description
Introductory activities	The teacher will answer all questions regarding the contents of the discipline by the students (virtually through Moovi, previously arranged virtual tutoring, telephone or by email).
Seminars	The teacher will answer all questions regarding the contents of the discipline by the students (virtually through Moovi, previously arranged virtual tutoring, telephone or by email).
Case studies	The teacher will answer all questions regarding the contents of the discipline by the students (virtually through Moovi, previously arranged virtual tutoring, telephone or by email).
Problem solving	The teacher will answer all questions regarding the contents of the discipline by the students (virtually through Moovi, previously arranged virtual tutoring, telephone or by email).

Assessment

	Description	Qualification	Training and Learning Results
Introductory activities	Participation in theoretical classes and forums of the discipline	10	A4 B1 C3 D1 C4 D9

Seminars	Online assessment tests (test type tests) will be carried out, on the contents of the subject (topics 1 and 2) - on the explanations of the teacher's seminars - on the date indicated and whose information will be from the beginning of the course available on the MooVi platform. The learning outcome evaluated is: Understand the key concepts around cultural heritage, at the legal level, for their academic training and professional development through a coherent and orderly synthesis of the abundant and dispersed legal corpus in this area.	40	B1 C3 D1 C4 D9
Case studies	The work and projects proposed by the teacher will be carried out, using remote delivery tools on the indicated date and whose information will be from the beginning of the course available on the MooVi platform. The result of learning evaluated is: To train the student to develop projects and work in the heritage field with sufficient legal knowledge, through eminently practical declasses.	25	C3 C4
Problem solving	The work and projects proposed by the teacher will be carried out, using remote delivery tools on the indicated date and whose information will be from the beginning of the course available on the mooVi platform. The learning result evaluated is: the critical analysis of aspects related to Cultural Heritage	25	B1 D1

Other comments on the Evaluation

According to the provisions of the "Regulation on the evaluation, qualification and quality of teaching and the learning process of the student body of the University of Vigo", of 2023, there are two evaluation systems that students can choose: the preferred, which will be applied by default, of "continuous evaluation" (tests and diversified activities that take place throughout the semester), and the so-called "global evaluation" (exams and / or delivery of work / exercises to be carried out on the official evaluation dates established in the academic calendar), which must be expressly requested by the interested students, and communicated to the responsible teaching staff within a maximum period of 31 days from the beginning of each semester.

The "global assessment" tests of this subject will consist of the following: in the same as in the continuous assessment.

Students have two calls/opportunities for evaluation. The first takes place during the teaching semester. The second (or 2nd opportunity) will be held in July, for which access to the teaching platform will be enabled again.

For the successful completion of the subject, it is advisable to follow the schedule that will be accessible at the beginning of the Master (MooVi), which will facilitate the proper realization of the activities planned by the teacher. No activity or work submitted after the deadline will be evaluated. It is advisable to ask any questions to the teacher of the subject to be able to correct it as soon as possible and not wait for the deadline of delivery.

The evaluation of the ordinary call and the second call will be carried out in the same way, with the same requirements.

This subject is English Friendly, which implies the following commitment: The subject is taught in Spanish but the teacher translated the teaching guide into English; Materials and bibliographic references will be provided for the follow-up of the subject in English, tutorials will be attended in English, if demanded by the international student, and tests and evaluations will be designed and implemented in English (all this will be done if the international student demands it).

Sources of information

Basic Bibliography

Complementary Bibliography

AAVV, **250 años de arqueología y patrimonio. Documentación sobre arqueología y patrimonio histórico de la Real Academia de la Historia. Estudio general e índices**, 2003

DÍAZ-ANDREU GARCÍA, G.; MORA RODRÍGUEZ, G.; CORTADELLA I MORRAL, J. (Coord.), **Diccionario histórico de la Arqueología en España**, Marcial Pons, Ediciones de Historia, 2009

MINISTERIO DE CULTURA, **Plan Nacional de Protección del Patrimonio Cultural Subacuático Español: libro verde**, 2010

QUEROL FERNÁNDEZ, M^a.A., **Manual de Gestión del Patrimonio Cultural**, Akal, 2010

RUIZ MANTECA, R., **Régimen jurídico del patrimonio cultural subacuático**, UNED, 2011

Recommendations

Other comments

The teaching of the subject will be always of face-to-face telematic way, well was synchronous or asynchronous, using the eMoodle (MooVi) educational platform and participating in the educational activities through multiple videoconference (e-meeting, Remote Campus).

To be able to receive the teaching of effective way it si recommended , previously to the start of the subject, to consult the manual of access to the platform and to follow the technical specifications in order to assist to the remote sessions. It is indispensable that each student access to the educational platform of the subject previously to the beginning of the same.

For the successful culmination of the subject is recommended the follow-up of the *cronograma that will be accessible to the beginning of the Máster, which will facilitate the owed realisation of the activities scheduled by the educational.

The compulsory readings of the subject are available in the platform MooVi in <https://moovi.uvigo.gal/>

Will not evaluate any activity neither work presented out of term.

It is recommended to formulate any doubt to the educational of the subject to be able to amend it to the greater possible shortness.

The evaluation of the ordinary announcement and the second announcement will make of equal way.

IDENTIFYING DATA**People Involved in Project Intervention and Management**

Subject	People Involved in Project Intervention and Management			
Code	O02M143V03104			
Study programme	Máster Universitario en Valoración, Gestión y Protección del Patrimonio Cultural			
Descriptors	ECTS Credits	Choose	Year	Quadmester
	3	Mandatory	1st	1st
Teaching language	Spanish Galician			
Department				
Coordinator	Fernández Fernández, Adolfo			
Lecturers	Fernández Fernández, Adolfo González Méndez, Matilde Patiño Cambeiro, Faustino			
E-mail	adolfo@uvigo.es			
Web	http://moovi.uvigo.gal/course/view.php?id=1063			
General description	The objective of this course is for students to acquire the ability to apply administrative regulations when writing and executing an intervention project. You should learn to write execution projects, adjusted to quality, safety and hygiene criteria.			

Training and Learning Results

Code	
A3	That students are able to integrate knowledge and face the complexity of making judgments based on information that, being incomplete or limited, includes reflections on social and ethical responsibilities linked to the application of their knowledge and judgments.
B1	Acquire the ability to differentiate and assess the various expressions of Cultural Heritage, know the tools for their quantification and protection, as well as the different perspectives that address their management.
C2	Acquire the ability to design intervention protocols, establishing types, priorities and intensities of action before a cultural property at risk of alteration.
C3	Acquire the ability to draft intervention projects in the Cultural Heritage in accordance with specific regulatory legislation.
D5	Be able to predict and control the evolution of complex situations through the development of new and innovative work methodologies adapted to the specific scientific / research, technological or professional field, in general multidisciplinary, in which their activity is developed.
D9	Know and manage the legislation applicable to the sector, know the social and business environment and know how to relate to the competent administration by integrating this knowledge into the development of engineering projects and the development of any aspect of their professional work.

Expected results from this subject

Expected results from this subject	Training and Learning Results
Acquire the ability to write execution projects, adjusted to quality, safety and health criteria	A3 B1 C2 C3 D5 D9
Acquire the ability to apply administrative regulations when drafting and executing an intervention project	A3 B1 C2 C3 D5 D9

Contents

Topic	
1. Intervention and management in the Cultural Heritage:	1.1. Theoretical and methodological principles. 1.2. Figures of intervention in the Cultural Heritage: regular Actions and projects.

2. The project like figure of intervention	2.1 general Characteristics and classification of the projects. 2.2. The cycle of the project.
3. Contents of a project of intervention in the cultural heritage	3.1. Preparation and editorial of a project of intervention. 3.2. Basic elements of a project of heritage intervention.
4. Basic appearances of quality, security and health in projects of intervention in the cultural heritage.	4.1. Basic concepts on security and health. Legislative frame. Application of criteria of security and health in the interventions on heritage. 4.2. Quality. Foundations of management of the quality in the heritage.

Planning			
	Class hours	Hours outside the classroom	Total hours
Seminars	3.5	14	17.5
Case studies	2	16	18
Autonomous problem solving	0	14	14
Introductory activities	0.5	0	0.5
Essay	0	15	15
Problem and/or exercise solving	0	5	5
Systematic observation	0	5	5

*The information in the planning table is for guidance only and does not take into account the heterogeneity of the students.

Methodologies	
	Description
Seminars	Exhibition of the main theoretical contents of the matter with help of audiovisual means and of remote connection.
Case studies	Analysis of a problem or real case, with the purpose to know it, interpret it, resolve it, generate hypothesis, diagnose it and *adentrarse in alternative procedures of solution, to see the application of the theoretical concepts in the reality. They will employ as I complement of the theoretical classes for the *autoaprendizaje.
Autonomous problem solving	Activities in which they formulate problems and/or exercises related with the matter.
Introductory activities	Activities directed to take contact and gather information on the students, as well as to present the lesson. They will present file of the matter, aims, calendar, criteria of evaluation, as well as forums of debate and news and other surroundings in which it will manage the learning

Personalized assistance	
Methodologies	Description
Case studies	Resolution of doubts and personalised attention through the platform of *teledocencia *Moodle (forum of doubts and queries) and videoconference and-*meeting.
Autonomous problem solving	Resolution of doubts and personalised attention of the practical exercises realised by the *alumnado (glossary, specific forums). Resources used: platform of *teledocencia *Moodle and videoconference and-*meeting.
Tests	Description
Essay	Information and personalised consultancy for the realisation of the draft of project of intervention by the students through the TIC. Resources used: platform of teledocencia Moodle and videoconference and-meeting.

Assessment		Qualification	Training and Learning Results			
	Description					
Essay	Work of remote delivery. Preparation of a draft of project of intervention oriented to the qualification of the students in the use of the projects like tool of management.	40	A3	B1	C2	D5 C3 D9
Problem and/or exercise solving	Proofs for the evaluation of the competitions purchased, that include enclosed questions with distinct alternatives of answer. They try to provide to the students the theoretical and methodological knowledges necessary to design and direct projects.	40	A3	B1	C2	D5 C3 D9
Systematic observation	Communication and active participation in the matter through the telematic means: access and use of the platform of *teledocencia (download of documents, participation in general forums), participation in the face-to-face sessions (in direct or asynchronous visualisation of the recordings), use of other systems of communication.	20	A3	B1	C2	D5 C3 D9

Other comments on the Evaluation

According to the 2023 "Regulation on the evaluation, qualification and quality of teaching and the student learning process of the University of Vigo", there are two evaluation systems that students can choose: the preferred one, which will be applied by default, of "**continuous evaluation**" (diversified tests and activities that take place throughout the semester), and the so-called "**global evaluation**" (tests and/or delivery of work/exercises to be carried out on the official dates of evaluation established in the academic calendar), which must be expressly requested by the interested students, and communicated to the responsible teaching staff within a maximum period of 31 days from the beginning of each term.

The "**global evaluation**" tests for this subject will consist as follows: Problem and/or exercise solving (50%), Essay (50%).

Students have two evaluation calls/opportunities. The first is carried out during the teaching semester. The second (or 2nd opportunity) will take place in the month of July, for which access to the teaching platform will be enabled again.

Sources of information

Basic Bibliography

Complementary Bibliography

Criado Boado, Felipe, **Hacia un modelo integrado de investigación y gestión del Patrimonio Histórico: la cadena interpretativa como propuesta**, Patrimonio Historico Boletín 16, Junta de Andalucía, 1996

Azkárate, Barreiro, Criado et alii, **La arqueología hoy**, ACTAS CONGRESO □MEDIO SIGLO DE ARQUEOLOGÍA EN EL CANTÁBRICO ORIENTAL Y SU ENTORNO□ 599-616, Vitoria-Gasteiz, 2009

Instituto Andaluz de Patrimonio Histórico (IAPH), **Protocolo Nº 1 Informe de diagnóstico y propuesta de intervención**, Junta de Andalucía, sin fecha

Instituto Andaluz de Patrimonio Histórico (IAPH), **Protocolo Nº 2 Proyecto de intervención.**, Junta de Andalucía, sin fecha

Instituto Andaluz de Patrimonio Histórico (IAPH), **Protocolo Nº 3 Memoria final de la intervención.**, Junta de Andalucía, sin fecha

Gobierno de España, **Ley 9/2017, de 8 de noviembre, de Contratos del Sector Público**, «BOE» núm. 272, de 9 de noviembre de 2017, páginas 107714 a 108007, Gobierno de España, 2017

Luque Gallegos, Virginia, **Aproximación a una metodología de evaluación de calidad en centros de interpretación**, PERIFÉRICA (15771172)- 2014, n. 15- pp. 409-432, Universidad de Cádiz, 2014

Recommendations

Other comments

The teaching of the subject will be always of face-to-face telematic way, well was synchronous or asynchronous, using the eMoodle (MooVi) educational platform and participating in the educational activities through multiple videoconference (e-meeting, Remote Campus).

To be able to receive the teaching of effective way it si recommended , previously to the start of the subject, to consult the manual of access to the platform and to follow the technical specifications in order to assist to the remote sessions. It is indispensable that each student access to the educational platform of the subject previously to the beginning of the same.

IDENTIFYING DATA**New Models for Management and Protection of Cultural Heritage**

Subject	New Models for Management and Protection of Cultural Heritage			
Code	O02M143V03105			
Study programme	Máster Universitario en Valoración, Gestión y Protección del Patrimonio Cultural			
Descriptors	ECTS Credits	Choose	Year	Quadmester
	3	Mandatory	1st	1st
Teaching language	Spanish Galician			
Department				
Coordinator	de Uña Álvarez, Elena Pilar			
Lecturers	Alonso González, Pablo de Uña Álvarez, Elena Pilar Pemán Sánchez, Luís Miguel			
E-mail	edeuna@uvigo.gal			
Web	http://moovi.uvigo.gal/course/view.php?id=1064			
General description	(*)Coñecemento dos novos modos de xestión patrimonial, coa finalidade de capacitar para o deseño de intervencións sobre os conxuntos patrimoniais.			

Training and Learning Results

Code	
A1	Possess and understand knowledge that provides a basis or opportunity to be original in the development and / or application of ideas, often in a research context.
B1	Acquire the ability to differentiate and assess the various expressions of Cultural Heritage, know the tools for their quantification and protection, as well as the different perspectives that address their management.
C8	Understand the multifactorial values of Cultural Heritage, and assess it appropriately according to criteria of social use.
D3	Sustainability and environmental commitment. Equitable, responsible and efficient use of resources.
D7	Conceive the protection of cultural heritage within a framework of sustainable development.

Expected results from this subject

Expected results from this subject	Training and Learning Results
Knowledge of the diverse models of heritage management	A1
	B1
	C8
	D3
	D7
Application of the knowledge of the different models of patrimonial management in the design of similar schemes in the intervention on new patrimonial sets	A1
	B1
	C8
	D3
	D7

Contents

Topic	
1. Management of Landscapes and Territories	1.1 Antecedents: sectorial approaches 1.2 Changes: new ways of integration, collaboration and participation
2. Expanded and dynamic heritage of management	2.1 What is the heritage expanded? 2.2 participatory Dynamics in the management *patrimonial
3. Cooperation and *salvaguarda of the cultural heritage	3.1 Concept, paradigms and ways of organisation 3.2 Organisms and instruments of international cooperation

Planning

	Class hours	Hours outside the classroom	Total hours
Introductory activities	1	1	2
Seminars	4	15	19
Case studies	1	22	23

Systematic observation	0	1	1
Debate	0	5	5
Essay	0	25	25

*The information in the planning table is for guidance only and does not take into account the heterogeneity of the students.

Methodologies

	Description
Introductory activities	Session oriented to take contact and gather information on the students and his motivations. Presentation of the matter and of the surroundings in which it will develop the module, employing virtual tools and telecommunication.
Seminars	Educational interaction/students with the purpose of orientation, advice and resolution of doubts in the process of the learning, with the support of the virtual platform.
Case studies	Analysis of a fact, phenomenon, real event in the field of the management of the cultural heritage entering to the one proposal of project of interpretation, keeping the lines of an initial protocol of work that accredit the theoretical progress-practical of the students in the matter. Process based on the virtual platform.

Personalized assistance

Methodologies	Description
Introductory activities	The personalised attention will consist in the orientation of the level of learning required, the introduction of the materials, the resolution of doubts and the explanation of the dynamics of the development of the matter in the virtual platform.
Case studies	Resolution of doubts and personalised attention of the works realised by the students. Resources used: virtual platform (FaiTic/Moodle) and e-meeting.

Assessment

	Description	Qualification	Training and Learning Results			
Systematic observation	Control and continuous follow-up of the progress of the students in the matter, based in criteria of efficient use of the Tics and of intervention in the virtual surroundings. Communication and active participation in the activities of the matter through telematic means. Result of learning evaluated: know the diverse models of heritage management.	30	A1	B1	C8	D3 D7
Debate	Communication and active participation in the forum of debate between the group of students, centred in the contents of the matter. Result of learning evaluated: know the diverse models of heritage management	30	A1	B1	C8	D3 D7
Essay	The students makes and presents a project of interpretation of the cultural heritage in the context of his management (analysis and comment, individual or groups) using tools of remote delivery in the date indicated. Result of learning evaluated: Application of the knowledge of the diverse models of heritage management in the design of similar diagrams in the intervention on new patrimonial assets.	40	A1	B1	C8	D3 D7

Other comments on the Evaluation

According to the 2023 "Regulation on the evaluation, qualification and quality of teaching and the student learning process of the University of Vigo", there are two evaluation systems that students can choose: the preferred one, which will be applied by default, of "**continuous evaluation**" (diversified tests and activities that take place throughout the semester), and the so-called "**global evaluation**" (tests and/or delivery of work/exercises to be carried out on the official dates of evaluation established in the academic calendar), which must be expressly requested by the interested students, and communicated to the responsible teaching staff within a maximum period of 31 days from the beginning of each term.

The "**global evaluation**" tests for this subject will consist as follows: Essay (40%) + delivery of exercises (specific forum, comments on virtual classroom) (60%)

Students have two evaluation calls/opportunities. The first is carried out during the teaching semester. The second (or 2nd opportunity) will take place in the month of July, for which access to the teaching platform will be enabled again.

For all the students will specify in MooVi the methodology, the activities, assessment, together with the calendar of delivery. The use of the materials offer to students in MooVi have to respect the rights of author.

Sources of information

Basic Bibliography

Bravo Herrera, F.E., **Cooperación internacional y protección del patrimonio cultural: la gestión de la UNESCO y de la OEA**, 2007

Delgado, M., **Sobre antropología, patrimonio y espacio público**, 2006

Gómez Sal, A., **Dilemas y perspectivas en la gestión territorial de los patrimonios públicos**, 2013

Lafuente, A., **Los cuatro entornos del procomún**, Acceso 2017

Lopo, M., **Memoria, historia y silencio en la construcción de territorios emblemáticos**, 2010

Martínez Yañez, C., **Patrimonialización del territorio y Territorialización del patrimonio**, 2008

Nivón Bolán, E., **La cooperación cultural como proceso de la globalización: Una visión desde América Latina**, 2002

Pereiro Pérez, X., **Patrimonialización y transformación de las identidades culturales**, 2014

Rodríguez Albor, G., **Gestión del patrimonio cultural y cooperación internacional**, 2012

Complementary Bibliography

Foro de redes y entidades de Custodia del Territorio,

Laboratorio del Paisaje Cultural de Andalucía,

Plataforma de Custodia del Territorio,

Recommendations

Other comments

The teaching of the subject will be always of face-to-face telematic way, well was synchronous or asynchronous, using the eMoodle (MooVi) educational platform and participating in the educational activities through multiple videoconference (e-meeting, Remote Campus).

To be able to receive the teaching of effective way it si recommended , previously to the start of the subject, to consult the manual of access to the platform and to follow the technical specifications in order to assist to the remote sessions. It is indispensable that each student access to the educational platform of the subject previously to the beginning of the same.

IDENTIFYING DATA**CAD Techniques to Present Heritage**

Subject	CAD Techniques to Present Heritage			
Code	O02M143V03107			
Study programme	Máster Universitario en Valoración, Gestión y Protección del Patrimonio Cultural			
Descriptors	ECTS Credits	Choose	Year	Quadmester
	3	Mandatory	1st	1st
Teaching language	Spanish Galician			
Department				
Coordinator	Armesto González, Julia			
Lecturers	Alonso Martínez, Laura Armesto González, Julia Patiño Cambeiro, Faustino			
E-mail	julia@uvigo.es			
Web	http://moovi.uvigo.gal/course/view.php?id=1065			
General description	(*)Esta materia ofrece unas nociones fundamentales sobre los sistemas de representación gráfica y su aplicación en la representación de bienes patrimoniales tanto a través de sus vistas como de otros métodos de proyección. Asimismo proporciona una introducción a las herramientas de software para poder generar planos y documentos de representación gráfica a escala considerando unas pautas básicas recogidas en normas ESO. Objetivos: Gestionar y elaborar documentación geomática de los bienes patrimoniales. Documentar las características físicas, formales y el estado de conservación del patrimonio cultural inmueble y su entorno inmediato.			

Training and Learning Results

Code	
A2	That students know how to apply the knowledge acquired and their ability to solve problems in new or unfamiliar environments within broader (or multidisciplinary) contexts related to their area of study.
B2	Acquire the necessary knowledge to handle the different tools of graphic, dimensional and geospatial documentation to be applied in the documentation and valuation of Cultural Heritage.
C5	Master and be able to apply instruments and procedures of various cartographic techniques to the real cultural heritage for its dimensional control and the elaboration of graphic documentation using CAD tools.
C6	Analyze, refine and interpret geographic information, as well as its storage in databases, based on technical requirements for the inventory and documentation of an intervention project.
D4	To be able to integrate the diverse information and data contributed by diverse technicians and tools in the writing of conclusions of action.
D8	Acquire advanced knowledge and demonstrate, in a context of scientific and technological research or highly specialized, a detailed and substantiated understanding of the theoretical and practical aspects and the methodology of work in one or more fields of study.

Expected results from this subject

Expected results from this subject	Training and Learning Results
Realize calculations with scales, interpret views and flats	A2 B2 C5 C6 D4 D8
Elaborate graphic documentation where represent the cultural heritage (plans 2D, models 3D) employing tools CAD	A2 B2 C5 C6 D4 D8

Contents

Topic	
Introduction to CAD representation	- Concept of drawing and drawing to scale. - Standardization in the edition of plans: formats, folding, scale, drawing area, labeling, lines..

Representation systems	<ul style="list-style-type: none"> - Fundamentals of representation systems: Dihedral, Dimensioned Plans, Axonometric, Conical. - Interpretation of pieces in isometric; obtaining views; basics of dimension - Reading and interpretation of plans in System of Dimensioned Plans
CAD software	<ul style="list-style-type: none"> - Fundamentals: interface, formats, units and drawing spaces - Tools for CAD delineation and assistance with drawing - Creation of texts in CAD - Introduction and scaling of orthophotos in CAD - Tools for editing plans: work with graphic windows. Printing in CAD.

Planning

	Class hours	Hours outside the classroom	Total hours
Lecturing	4	0	4
Case studies	0	18	18
Problem solving	0	18	18
Autonomous problem solving	0	30	30
Seminars	1	0	1
Introductory activities	1	0	1
Problem and/or exercise solving	0	1	1
Systematic observation	0	1	1
Objective questions exam	0	1	1

*The information in the planning table is for guidance only and does not take into account the heterogeneity of the students.

Methodologies

	Description
Lecturing	Exhibition of the main theoretical contents of the subject with the help of audiovisual media. Students will have the possibility of attending this session in the form of a videoconference.
Case studies	Analysis of a problem or real case, in order to know it, interpret it, solve it, generate hypotheses, diagnose it and go into alternative solution procedures, to see the application of theoretical concepts in reality. They will be used as a complement to the theoretical classes for self-learning.
Problem solving	Activities in which problems and / or exercises related to the subject are formulated.
Autonomous problem solving	The student must develop autonomously the analysis and resolution of problems and / or exercises.
Seminars	Realization of group and personalized tutorials, organization of forums, chats, debates, wikis, etc.
Introductory activities	Activities aimed at making contact and gathering information about the students, as well as presenting the subject. The file of the subject, objectives, calendar, evaluation criteria will be presented, as well as discussion forums and news and other environments in which the learning will unfold.

Personalized assistance

Methodologies	Description
Problem solving	Personal attention for solving problems
Tests	Description
Problem and/or exercise solving	Personal attention for solving problems

Assessment

	Description	Qualification Training and Learning Results					
Problem and/or exercise solving	Essays and Remote Delivery Projects	40	A2	B2	C5	D4	D8
Systematic observation	Active participation through the telematic means	20	A2	B2	C5	D4	D8
Objective questions exam	Test that includes closed questions with different answer alternatives (true/false, multiple choice, pairing of elements...). Students select an answer from a limited number of possibilities.	40	A2	B2	C5	D4	D8

Other comments on the Evaluation

According to the 2023 "Regulation on the evaluation, qualification and quality of teaching and the student learning process of the University of Vigo", there are two evaluation systems that students can choose: the preferred one, which will be applied by default, of "**continuous evaluation**" (diversified tests and activities that take place throughout the semester),

and the so-called "**global evaluation**" (tests and/or delivery of work/exercises to be carried out on the official dates of evaluation established in the academic calendar), which must be expressly requested by the interested students, and communicated to the responsible teaching staff within a maximum period of 31 days from the beginning of each term.

The "**global evaluation**" tests for this subject will consist as follows: objective questions test (50%), problems and/or exercises solving (50%).

Students have two evaluation calls/opportunities. The first is carried out during the teaching semester. The second (or 2nd opportunity) will take place in the month of July, for which access to the teaching platform will be enabled again.

Sources of information

Basic Bibliography

Complementary Bibliography

Recommendations

Other comments

The teaching of the subject will be always of face-to-face telematic way, well was synchronous or asynchronous, using the eMoodle (MooVi) educational platform and participating in the educational activities through multiple videoconference (e-meeting, Remote Campus).

To be able to receive the teaching of effective way it is recommended, previously to the start of the subject, to consult the manual of access to the platform and to follow the technical specifications in order to assist to the remote sessions. It is indispensable that each student access to the educational platform of the subject previously to the beginning of the same.

IDENTIFYING DATA**GIS Technologies for Inventory of Cultural Assets**

Subject	GIS Technologies for Inventory of Cultural Assets			
Code	O02M143V03108			
Study programme	Máster Universitario en Valoración, Gestión y Protección del Patrimonio Cultural			
Descriptors	ECTS Credits	Choose	Year	Quadmester
	3	Mandatory	1st	1st
Teaching language	#EnglishFriendly Spanish Galician			
Department	Defense University Center At Spanish Naval Academy			
Coordinator	Solla Carracelas, María Mercedes			
Lecturers	Lagüela López, Susana Núñez Nieto, Xavier Solla Carracelas, María Mercedes			
E-mail	merchisolla@uvigo.es			
Web	http://moovi.uvigo.gal/course/view.php?id=1066			
General description	This course aims to train students to manage large amounts of documentary data in various formats, so that they cooperate in the common task of managing cultural heritage. Its basic role is to provide students with the theoretical and methodological knowledge necessary for the design of databases as well as for the management and writing of metadata. English Friendly subject: International students may request from the teachers: a) resources and bibliographic references in English, b) tutoring sessions in English, c) exams and assessments in English.			

Training and Learning Results

Code	
A2	That students know how to apply the knowledge acquired and their ability to solve problems in new or unfamiliar environments within broader (or multidisciplinary) contexts related to their area of study.
B2	Acquire the necessary knowledge to handle the different tools of graphic, dimensional and geospatial documentation to be applied in the documentation and valuation of Cultural Heritage.
C5	Master and be able to apply instruments and procedures of various cartographic techniques to the real cultural heritage for its dimensional control and the elaboration of graphic documentation using CAD tools.
C6	Analyze, refine and interpret geographic information, as well as its storage in databases, based on technical requirements for the inventory and documentation of an intervention project.
D4	To be able to integrate the diverse information and data contributed by diverse technicians and tools in the writing of conclusions of action.
D8	Acquire advanced knowledge and demonstrate, in a context of scientific and technological research or highly specialized, a detailed and substantiated understanding of the theoretical and practical aspects and the methodology of work in one or more fields of study.

Expected results from this subject

Expected results from this subject	Training and Learning Results
Manage big quantities of documentary data in diverse formats, so that they cooperate in the labor common of management of the cultural heritage	A2
	B2
	C5
	C6
	D4
	D8
Capacity for the design of databases, cartography, as well as for the management and writing of metadata	A2
	B2
	C5
	C6
	D4
	D8

Contents

Topic

Introduction to GIS. Fundamentals and Applications.	<ul style="list-style-type: none"> - Concept of GIS. - Differences between GIS, database and CAD. - Types of models in GIS. - Geographic and spatial information.
GIS application to the management and conservation of the Heritage.	<ul style="list-style-type: none"> - Introduction to the software QGis - Analysis of real cases. - Raster databases. - Vectorial databases. - The GIS web (IDS-GIS).
Development of a GIS project.	<ul style="list-style-type: none"> - Design of a GIS project and generation of databases. - Geoprocessing of the data. - Thematic cartography.
Models of information of the construction (BIM).	<ul style="list-style-type: none"> - Introduction to the BIM. - Models of information of historical constructions (H-BIM).

Planning

	Class hours	Hours outside the classroom	Total hours
Introductory activities	0.5	1	1.5
Seminars	0.5	1	1.5
Lecturing	3	5	8
Case studies	2	24	26
Case studies	0	5	5
Case studies	0	5	5
Essay	0	26	26
Objective questions exam	0	1	1
Objective questions exam	0	1	1

*The information in the planning table is for guidance only and does not take into account the heterogeneity of the students.

Methodologies

	Description
Introductory activities	Session oriented to take contact and gather information on the students and their motivations. Presentation of the matter, contents and methods of assessment.
Seminars	Resolution of doubts through debate and discussion in the TIC environment and online sessions in a group
Lecturing	Activities of application of the knowledge acquired by the students to particular situations in an autonomous mode.
Case studies	Analysis of real cases dealing with the management of the cultural heritage.

Personalized assistance

Methodologies Description

Lecturing	Resolution of doubts and personalized attention. Resources used: platform of teledocencia (Moodle) and videoconference and meeting.
Case studies	Resolution of doubts and personalized attention. Resources used: platform of teledocencia (Moodle) and videoconference and meeting.

Assessment

	Description	Qualification	Training and Learning Results			
Case studies	Proof in the didactic units 2 and 3 in which a situation or problem is already presented or that may occur, based on the different factors involved, the analysis of the background, conditions, situation, etc. The evaluated learning outcomes refer to the capacity for the design of databases, cartography, as well as for the management and writing of metadata.	20	A2	B2	C5	D4 C6 D8
Case studies	Proof in the didactic unit 4 in which a situation or problem is already presented or that may occur, based on the different factors involved, the analysis of the background, conditions, situation, etc. The evaluated learning outcomes refer to the capacity for the design of databases, cartography, as well as for the management and writing of metadata.	20	A2	B2	C5	D4 C6 D8

Essay	The student presents the result obtained in the preparation of a document on the thematic of the matter, in the preparation of seminars, investigations, memories, essays, summaries of readings, conferences. The results of learning evaluated are the capacity to manage big quantities of documentary data in diverse formats, so that they cooperate in the common work of management of the cultural heritage.	40	A2	B2	C5 C6	D4 D8
Objective questions exam	Test in the didactic unit 1 of objective theoretical questions (multiple choice or short answer) in which students have to demonstrate their understanding of the more theoretical contents of the subject.	10	A2	B2	C5 C6	D4 D8
Objective questions exam	Test in the didactic unit 5 of objective theoretical questions (multiple choice or short answer) in which students have to demonstrate their understanding of the more theoretical contents of the subject.	10	A2	B2	C5 C6	D4 D8

Other comments on the Evaluation

According to the 2023 "Regulation on the evaluation, qualification and quality of teaching and the student learning process of the University of Vigo", there are two evaluation systems that students can choose: the preferred one, which will be applied by default, of "**continuous evaluation**" (diversified tests and activities that take place throughout the semester), and the so-called "**global evaluation**" (tests and/or delivery of work/exercises to be carried out on the official dates of evaluation established in the academic calendar), which must be expressly requested by the interested students, and communicated to the responsible teaching staff within a maximum period of 31 days from the beginning of each term.

The "**global evaluation**" tests for this subject will consist as follows: objective questions exam (20%), case studies (40%), and essay (40%).

Students have two evaluation calls/opportunities. The first is carried out during the teaching semester. The second (or 2nd opportunity) will take place in the month of July, for which access to the teaching platform will be enabled again.

Sources of information

Basic Bibliography

Victor Olaya, **Sistemas de Información Geográfica**, Cuadernos internacionales de tecnología para el de, 2009

Complementary Bibliography

J. Gutiérrez Puebla, M. Gould,, **SIG: Sistemas de Información Geográfica**, Editorial Síntesis,

M. Domínguez, M. Belda, **Topografía y sistemas de información geográfica**, Universidad Nacional de Educación a Distancia,

F.J. Moldes, **Tecnología de los Sistemas de Información Geográfica**, RA-MA Editorial,

I. Otero Pastor,, **Paisaje, Teledetección y SIG. Conceptos y aplicaciones.**, Fundación Conde del Valle de Salazar,

G.D. Buzai, **Sistemas de Información Geográfica (SIG) y Cartografía Temática. Métodos y técnicas para el trabajo en el aula**, Lugar Editorial,

Recommendations

Subjects that it is recommended to have taken before

(*)Introducción á topografía e produción cartográfica/O02M143V03111

2D and 3D Cartographic Documentation Techniques for Cultural Heritage/O02M143V03109

CAD Techniques to Present Heritage/O02M143V03107

Other comments

The teaching of the subject will be always of face-to-face telematic way, well was synchronous or asynchronous, using the eMoodle (MooVi) educational platform and participating in the educational activities through multiple videoconference (Remote Campus).

To be able to receive the teaching of effective way it si recommended , previously to the start of the subject, to consult the manual of access to the platform and to follow the technical specifications in order to assist to the remote sessions. It is indispensable that each student access to the educational platform of the subject previously to the beginning of the same.

IDENTIFYING DATA**2D and 3D Cartographic Documentation Techniques for Cultural Heritage**

Subject	2D and 3D Cartographic Documentation Techniques for Cultural Heritage			
Code	O02M143V03109			
Study programme	Máster Universitario en Valoración, Gestión y Protección del Patrimonio Cultural			
Descriptors	ECTS Credits	Choose	Year	Quadmester
	3	Mandatory	1st	1st
Teaching language	#EnglishFriendly Spanish Galician			
Department	Defense University Center At Spanish Naval Academy			
Coordinator	Riveiro Rodríguez, Belén			
Lecturers	Barros González, Brais Martínez Sánchez, Joaquín Puente Luna, Iván Riveiro Rodríguez, Belén			
E-mail	belenriveiro@uvigo.es			
Web	http://moovi.uvigo.gal/course/view.php?id=1067			
General description	Dominate and be able to apply instrumental and procedures of diverse cartographic technicians to the cultural heritage *inmuelle for his dimensional control and the preparation of graphic documentation employing tools *CAD. Analyse, debug and interpret geographic information, as well as or his storage in databases, in function of the technical requirements for the inventory and documentation of a project of intervention.			

Training and Learning Results

Code	
A1	Possess and understand knowledge that provides a basis or opportunity to be original in the development and / or application of ideas, often in a research context.
B2	Acquire the necessary knowledge to handle the different tools of graphic, dimensional and geospatial documentation to be applied in the documentation and valuation of Cultural Heritage.
C5	Master and be able to apply instruments and procedures of various cartographic techniques to the real cultural heritage for its dimensional control and the elaboration of graphic documentation using CAD tools.
C6	Analyze, refine and interpret geographic information, as well as its storage in databases, based on technical requirements for the inventory and documentation of an intervention project.
D4	To be able to integrate the diverse information and data contributed by diverse technicians and tools in the writing of conclusions of action.
D5	Be able to predict and control the evolution of complex situations through the development of new and innovative work methodologies adapted to the specific scientific / research, technological or professional field, in general multidisciplinary, in which their activity is developed.

Expected results from this subject

Expected results from this subject	Training and Learning Results
Train students for the geomatics documentation of heritage assets	A1 B2 C5 C6 D4 D5
Train the student to document the physical and formal characteristics and the state of conservation of the immovable cultural heritage and its immediate surroundings	A1 B2 C5 C6 D4 D5

Contents

Topic	
Introduction to photogrammetry and the principles of digital image processing.	Digital cameras, typologies, specifications, applications. Parameter during the image acquisition. Introduction to the principles of photogrammetry and digital image processing. Principles for aerial photogrammetry. Acquisition and processing of images, interpretation, orthorectification, and GSD of image.
Using photogrammetry for the 3D modelling of heritage elements.	Photogrammetric networks and survey planning. Relative and absolute orientation. 3D modelling using Photogrammetry. Triangulation and orthophoto production.
Terrestrial laser scanning for the 3D modelling of heritage elements.	Typologies of terrestrial laser scanners. Theoretical principles, platforms for data acquisition, characteristics of the data and attributes. Point cloud processing, registration, filtering and modelling. Integration of photogrammetric models and laser scanning models. Texturing and orthophoto production.

Planning

	Class hours	Hours outside the classroom	Total hours
Introductory activities	0.5	0.5	1
Seminars	4	0	4
Case studies	1	20	21
Problem solving	0	20	20
Project	0	13	13
Essay	0.5	14.5	15
Systematic observation	0	1	1

*The information in the planning table is for guidance only and does not take into account the heterogeneity of the students.

Methodologies

	Description
Introductory activities	Activities directed to take contact and gather information on the students, as well as to present the module. They will present the module outline form of the matter, aims, calendar, criteria of evaluation, as well as forums of debate and news and other surroundings in which it will manage the learning.
Seminars	Activities focused to the work on each one of the technologies that present in the matter, so that the students can understand the theoretical principles of each technician to the time that take contact with the tools software that will allow them put in technical said practice during a process of documentation. These seminars will realise by means of videoconference and tutorial videosl, on the studies of case of employment of each technician.
Case studies	Analysis of a problem or real case, with the purpose to know it, interpret it, resolve it, generate hypothesis, diagnose it and get introduced to alternative procedures of solution, to see the application of the theoretical concepts in the reality. They will employ as I complement of the theoretical classes for the autolearning.
Problem solving	Activities in which they formulate problems and/or exercises related with the matter.

Personalized assistance

Methodologies	Description
Case studies	Resolution of doubts and personalised attention of the work performed by the students. Resources used: platform for virtual teaching Moodle, and videoconference and e-meeting
Problem solving	Resolution of doubts and personalised attention through the videoconference and e-meeting.

Assessment

Description	Qualification	Training and Learning Results

Project	The students presents the results of the preparation of an individual project on the generation of data by means of the technicians of documentation developed in the subject. The results of learning evaluated are the capacity to generate documentary data in diverse formats, so that they cooperate in the work of management of the cultural heritage.	40	A1 B2 C5 D4 C6 D5
Essay	The student presents the result obtained in the preparation of a document on the thematic of the matter in the preparation of seminars, investigations, memories, essays, summaries of readings, conferences, etc. The results of the learning are the qualification of the student for the geomatic documentation of the heritage. It pretends that the student was able to document the physical characteristics, formal and the state of conservation of the immovable cultural heritage and his immediate surroundings.	40	A1 B2 C5 D4 C6 D5
Systematic observation	The performance of the student is being observed, as well as of the practices and seminars through the telematic tools. The results of the learning are the qualification of the student for the geomatic documentation of the heritage.	20	B2 C5 D4 C6 D5

Other comments on the Evaluation

According to the 2023 "Regulation on the evaluation, qualification and quality of teaching and the student learning process of the University of Vigo", there are two evaluation systems that students can choose: the preferred one, which will be applied by default, of "**continuous evaluation**" (diversified tests and activities that take place throughout the semester), and the so-called "**global evaluation**" (tests and/or delivery of work/exercises to be carried out on the official dates of evaluation established in the academic calendar), which must be expressly requested by the interested students, and communicated to the responsible teaching staff within a maximum period of 31 days from the beginning of each term.

The "**global evaluation**" tests for this subject will consist as follows: project (50%) and essay (50%).

Students have two evaluation calls/opportunities. The first is carried out during the teaching semester. The second (or 2nd opportunity) will take place in the month of July, for which access to the teaching platform will be enabled again.

Sources of information

Basic Bibliography

Complementary Bibliography

Edward M. Mikhail and James S. Bethel, J. Chris McGlone, **Introduction to modern photogrammetry**, Wiley,
George Vosselman, Hans-Gerd Maas, **Airborne and terrestrial laser scanning**, CRC Press-Taylor and Francis
Belén Riveiro, Mercedes Solla, **Non-Destructive Techniques for the Evaluation of Structures and Infrastructure**, CRC Press - Taylor and Francis,

Recommendations

Subjects that continue the syllabus

(*)Introducción á avaliación estrutural de construcións patrimoniais/O02M143V03217

(*)Técnicas non destructivas para a avaliación do patrimonio cultural inmobile/O02M143V03218

Subjects that are recommended to be taken simultaneously

GIS Technologies for Inventory of Cultural Assets/O02M143V03108

Subjects that it is recommended to have taken before

(*)Introducción á topografía e produción cartográfica/O02M143V03111

CAD Techniques to Present Heritage/O02M143V03107

Other comments

The teaching of the subject will be always of face-to-face telematic way, well was synchronous or asynchronous, using the eMoodle (MooVi) educational platform and participating in the educational activities through multiple videoconference (Remote Campus).

To be able to receive the teaching of effective way it si recommended , previously to the start of the subject, to consult the manual of access to the platform and to follow the technical specifications in order to assist to the remote sessions. It is indispensable that each student access to the educational platform of the subject previously to the beginning of the same. In general, for the practices will employ free software or free versions (demo) of commercial software for operating system Windows 7.

IDENTIFYING DATA**Prospecting Techniques for Surface Subsoil**

Subject	Prospecting Techniques for Surface Subsoil			
Code	O02M143V03110			
Study programme	Máster Universitario en Valoración, Gestión y Protección del Patrimonio Cultural			
Descriptors	ECTS Credits	Choose	Year	Quadmester
	3	Mandatory	1st	1st
Teaching language	Spanish Galician			
Department				
Coordinator	Caparrini Marín, Natalia			
Lecturers	Caparrini Marín, Natalia			
E-mail	nataliac@uvigo.es			
Web	http://moovi.uvigo.gal/course/view.php?id=1068			
General description	(*O obxectivo da materia é que os alumnos sexan capaces de deseñar e planificar unha campaña de prospección, así como interpretar os resultados esperados.			

Training and Learning Results

Code	
A2	That students know how to apply the knowledge acquired and their ability to solve problems in new or unfamiliar environments within broader (or multidisciplinary) contexts related to their area of study.
B2	Acquire the necessary knowledge to handle the different tools of graphic, dimensional and geospatial documentation to be applied in the documentation and valuation of Cultural Heritage.
C7	Know the basics of the most used non-destructive techniques for the sub-surface prospecting of the cultural heritage and develop the ability to determine its applicability to specific cases.
D4	To be able to integrate the diverse information and data contributed by diverse technicians and tools in the writing of conclusions of action.
D5	Be able to predict and control the evolution of complex situations through the development of new and innovative work methodologies adapted to the specific scientific / research, technological or professional field, in general multidisciplinary, in which their activity is developed.

Expected results from this subject

Expected results from this subject	Training and Learning Results
Design and plan a prospecting campaign, as well as interpreting the expected results	A2 B2 C7 D4 D5

Contents

Topic	
1. Introduction to the Geophysical Prospecting	1.1 Introduction 1.2 The geophysical methods 1.3 Election of the geophysical methods 1.4 Applications 1.5 Phases of a campaign geophysics 1.6 Interpretation 1.7 Estimate of Costs
2. Technical Geophysics	2.1 electrical Methods 2.2 electromagnetic Methods 2.3 magnetic Methods 2.4 Methods gravimétrics 2.5 seismic Methods

3. GPR	3.1 theoretical Foundations of the GPR 3.2 Components of the system. 3.3 Methodologies of acquisition of data in field. 3.4 Interpretation. 3.5 Applications. 3.6 current Teams. 3.7 Estimate of Costs.
4. Processed of GPR	4.1 Processed of the signal GPR. 4.2 Example of application.

Planning

	Class hours	Hours outside the classroom	Total hours
Introductory activities	1	0	1
Previous studies	0	30	30
Case studies	4	0	4
Project based learning	0	10	10
Seminars	1	0	1
Laboratory practice	0	9	9
Essay	0	10	10
Case studies	0	10	10

*The information in the planning table is for guidance only and does not take into account the heterogeneity of the students.

Methodologies

	Description
Introductory activities	Activities directed to take contact and gather information on the students, as well as to present the subject
Previous studies	Research, reading and work of documentation, proposals of resolution of problems and/or exercises that will realise of autonomous form by part of the students.
Case studies	Analysis of a problem or real case, with the purpose to know it, interpret it, resolve it, generate hypothesis, diagnose it and pose in alternative procedures of solution, to see the application of the theoretical concepts in the reality. They will employ as I complement to the studies and previous activities.
Project based learning	Education based in projects of learning: Method in which the students carry out to realisation of a project in a determinate time to resolve a problem or tackle a task by means of the planning, design and realisation of a series of activities
Seminars	You interview that the student is supported by the teacher of the subject for advice/develop of activities of the subject and of the process of learning.

Personalized assistance

Methodologies	Description
Introductory activities	Time devoted to attend the needs and queries of the students related with the study and/or subjects linked with the matter, providing him orientation, support and motivation in the process of learning. This activity can develop of form semi-face-to-face (through emeeting) or of form no face-to-face (through the email or of Faitc)
Case studies	Time devoted to attend the needs and queries of the students related with the study and/or subjects linked with the matter, providing him orientation, support and motivation in the process of learning. This activity can develop of form semi-face-to-face (through emeeting) or of form no face-to-face (through the email or of Faitc)
Project based learning	Time devoted to attend the needs and queries of the students related with the study and/or subjects linked with the matter, providing him orientation, support and motivation in the process of learning. This activity can develop of form semi-face-to-face (through emeeting) or of form no face-to-face (through the email or of Faitc)
Previous studies	Time devoted to attend the needs and queries of the students related with the study and/or subjects linked with the matter, providing him orientation, support and motivation in the process of learning. This activity can develop of form semi-face-to-face (through emeeting) or of form no face-to-face (through the email or of Faitc)
Seminars	Time devoted to attend the needs and queries of the students related with the study and/or subjects linked with the matter, providing him orientation, support and motivation in the process of learning. This activity can develop of form semi-face-to-face (through emeeting) or of form no face-to-face (through the email or of Faitc)

Assessment

	Description	Qualification	Training and Learning Results			
Laboratory practice	Proofs for the evaluation that include activities, problems or practical exercises to resolve. The students have to give answer to the activity posed, applying the theoretical and practical knowledges of the subject. The results of the learning are: Design and schedule a campaign of prospecting, as well as interpret the results expected.	40		B2	C7	D4
Essay	The student presents the result obtained in the preparation of a document on the thematic of the matter, in the preparation of seminars, investigations, memories, essays, summaries of readings, conferences, etc. The results of the learning are: Design and schedule a campaign of prospecting, as well as interpret the results expected.	20	A2	B2	C7	D4 D5
Case studies	(*)Proba na que un alumno/a debe analizar un feito, problema ou suceso real coa finalidade de coñecelo, interpretalo, resolvelo, xerar hipóteses, contrastar datos, reflexionar, completar coñecementos, diagnosticalo e adestrarse en procedementos alternativos de solución.	40	A2	B2	C7	D4 D5

Other comments on the Evaluation

According to the 2023 "Regulation on the evaluation, qualification and quality of teaching and the student learning process of the University of Vigo", there are two evaluation systems that students can choose: the preferred one, which will be applied by default, of "**continuous evaluation**" (diversified tests and activities that take place throughout the semester), and the so-called "**global evaluation**" (tests and/or delivery of work/exercises to be carried out on the official dates of evaluation established in the academic calendar), which must be expressly requested by the interested students, and communicated to the responsible teaching staff within a maximum period of 31 days from the beginning of each term.

The "**global evaluation**" tests for this subject will consist as follows: practical exercises (40%), essay (20%), case studies (40%).

Students have two evaluation calls/opportunities. The first is carried out during the teaching semester. The second (or 2nd opportunity) will take place in the month of July, for which access to the teaching platform will be enabled again.

Sources of information

Basic Bibliography

Complementary Bibliography

V. Perez-Gracia, **Evaluación GPR para aplicaciones en arqueología y en patrimonio histórico-artístico**, 2001

D. Goodman and S. Piro, **GPR Remote Sensing in Archaeology**, 2013

A.P. Annan, **Ground Penetrating Radar. Principles, Procedures & Applications**, 2003

L. B. Conyers, **Ground-penetrating radar for archaeology**, 2004

WYNN, J. C, **Archaeological prospection: An introduction to the Special Issue**, 1986

Cámara, M.E., - **Métodos Geofísicos aplicados en investigaciones Arqueológicas. Tesis Doctoral.**, 1989

Recommendations

Other comments

The teaching of the subject will be always of face-to-face telematic way, well was synchronous or asynchronous, using the eMoodle (MooVi) educational platform and participating in the educational activities through multiple videoconference (e-meeting, Remote Campus).

To be able to receive the teaching of effective way it si recommended , previously to the start of the subject, to consult the manual of access to the platform and to follow the technical specifications in order to assist to the remote sessions. It is indispensable that each student access to the educational platform of the subject previously to the beginning of the same.

IDENTIFYING DATA**(*)Introducción á topografía e produción cartográfica**

Subject	(*)Introducción á topografía e produción cartográfica			
Code	O02M143V03111			
Study programme	Máster Universitario en Valoración, Gestión y Protección del Patrimonio Cultural			
Descriptors	ECTS Credits	Choose	Year	Quadmester
	3	Mandatory	1st	1st
Teaching language	#EnglishFriendly Spanish Galician			
Department	Defense University Center At Spanish Naval Academy			
Coordinator	Martínez Sánchez, Joaquín			
Lecturers	Martínez Sánchez, Joaquín Puente Luna, Iván Solla Carracelas, María Mercedes			
E-mail	joaquin.martinez@uvigo.es			
Web	http://moovi.uvigo.gal/course/view.php?id=1069			
General description	The aim of this course is to qualify the student to interpret cartographic documentation and know apply different technologies of preparation of necessary cartography in the projects of documentation of the cultural heritage real estate and his immediate surroundings. English Friendly subject: International students may request from the teachers: a) resources and bibliographic references in English, b) tutoring sessions in English, c) exams and assessments in English.			

Training and Learning Results

Code	
A3	That students are able to integrate knowledge and face the complexity of making judgments based on information that, being incomplete or limited, includes reflections on social and ethical responsibilities linked to the application of their knowledge and judgments.
B2	Acquire the necessary knowledge to handle the different tools of graphic, dimensional and geospatial documentation to be applied in the documentation and valuation of Cultural Heritage.
C5	Master and be able to apply instruments and procedures of various cartographic techniques to the real cultural heritage for its dimensional control and the elaboration of graphic documentation using CAD tools.
C6	Analyze, refine and interpret geographic information, as well as its storage in databases, based on technical requirements for the inventory and documentation of an intervention project.
D5	Be able to predict and control the evolution of complex situations through the development of new and innovative work methodologies adapted to the specific scientific / research, technological or professional field, in general multidisciplinary, in which their activity is developed.
D8	Acquire advanced knowledge and demonstrate, in a context of scientific and technological research or highly specialized, a detailed and substantiated understanding of the theoretical and practical aspects and the methodology of work in one or more fields of study.

Expected results from this subject

Expected results from this subject	Training and Learning Results
Know the different technologies that allow generating cartographic documents of heritage assets	A3
	B2
	C5
	C6
	D5
	D8
Be able to interpret, refine and analyze dimensional information as well as optimize its management	A3
	B2
	C5
	C6
	D5
	D8

Contents

Topic

Foundations of Cartography	Geoid and terrestrial ellipsoid. Cartographic systems. System of Projection UTM. Models of cartographic data. Metadatos. Sources of cartographic data.
Foundations of Topography.	Instruments and topographical methods digital Models of the terrain and of surface. Curves of level
Systems GPS	Introduction to the systems GPS Foundations of the system GPS, errors, parameters that affect to the precision. Types of systems GPS and instruments. Obtaining and interpretation of the information.
Models 2D and 3D of objects	Clouds of points, models of surfaces, volumetric models, and other models of information.
The teledetection like source of information for the preparation of cartography	Foundations of space teledetection basic Concepts of Thematic cartography. Teledetection and Projects of cartographic documentation.

Planning

	Class hours	Hours outside the classroom	Total hours
Introductory activities	0.5	0.5	1
Lecturing	1.5	1.5	3
Case studies	4	6	10
Autonomous problem solving	0	25	25
Mentored work	0	30	30
Project	0	2	2
Essay	0	2	2
Systematic observation	0	2	2

*The information in the planning table is for guidance only and does not take into account the heterogeneity of the students.

Methodologies

	Description
Introductory activities	Activities directed to take contact and gather information on the students, as well as to present the subject. They will present index card of the matter, aims, calendar, criteria of evaluation, as well as forums of debate and news and other surroundings in which it will manage the learning.
Lecturing	Exhibition of the main theoretical contents of the matter with help of audiovisual means. The students will have the possibility to assist to said session in shape of videoconference.
Case studies	Analysis of a problem or real case, in order to know it, interpret it, solve it, generate hypotheses, diagnose it and go into alternative solution procedures, to see the application of theoretical concepts in reality. They will be used as a complement to the theoretical classes for self-learning.
Autonomous problem solving	Activities in which they formulate problems and/or exercises related with the matter. The student has to develop of autonomous form the analysis and resolution of the problems and/or exercises.
Mentored work	The student presents the result obtained in the preparation of a document on the thematic of the matter in the preparation of seminars, investigations, memories, essays, summaries of readings, conferences, etc

Personalized assistance

Methodologies Description

Mentored work	The personalised attention will consist in the orientation of the level of learning required, the introduction to the materials, the resolution of doubts and the explanation of the dynamics of the development of the matter in the platform of teledocencia.
---------------	---

Assessment

	Description	Qualification	Training and Learning Results		
Project	The students present the results of the preparation of an individual project on the generation of data by means of the technicians of documentation developed in the subject. The results of learning evaluated are the capacity to generate documentary data in diverse formats, so that they cooperate in the work of management of the cultural heritage.	40	A3	B2	C5 C6

Essay	The student presents the result obtained in the preparation of a document on the thematic of the matter, in the preparation of seminars, investigations, memories, essays, summaries of readings, conferences. The results of learning evaluated are the capacity to manage big quantities of documentary data in diverse formats, so that they cooperate in the common work of management of the cultural heritage.	40	A3	B2	C5 C6	
Systematic observation	Evaluation of the active participation and based of the students in the activities of the process education-learning	20	A3	B2	C5 C6	D5 D8

Other comments on the Evaluation

According to the 2023 "Regulation on the evaluation, qualification and quality of teaching and the student learning process of the University of Vigo", there are two evaluation systems that students can choose: the preferred one, which will be applied by default, of "**continuous evaluation**" (diversified tests and activities that take place throughout the semester), and the so-called "**global evaluation**" (tests and/or delivery of work/exercises to be carried out on the official dates of evaluation established in the academic calendar), which must be expressly requested by the interested students, and communicated to the responsible teaching staff within a maximum period of 31 days from the beginning of each term.

The "**global evaluation**" tests for this subject will consist as follows: project (50%) and essay (50%).

Students have two evaluation calls/opportunities. The first is carried out during the teaching semester. The second (or 2nd opportunity) will take place in the month of July, for which access to the teaching platform will be enabled again.

Sources of information

Basic Bibliography

Complementary Bibliography

Wolf, Paul R. y Brinker, Russell C.,, **Topografía**, 11, Alfaomega,, 2014

Olaya, Victor, **Sistemas de Información Geográfica (SIG) y Cartografía Temática. Métodos y técnicas para el trabajo en el aula**, Cuadernos internacionales de tecnología para el de, 2009

Chuvieco Salinero, Emilio, **Teledetección Ambiental**, 6, Ariel, 2006

Recommendations

Subjects that continue the syllabus

2D and 3D Cartographic Documentation Techniques for Cultural Heritage/O02M143V03109

GIS Technologies for Inventory of Cultural Assets/O02M143V03108

Subjects that are recommended to be taken simultaneously

CAD Techniques to Present Heritage/O02M143V03107

Other comments

The teaching of the subject will be always face-to-face telematic way, well was synchronous or asynchronous, using the eMoodle (MooVi) educational platform and participating in the educational activities through multiple videoconference (Remote Campus).

To be able to receive the teaching of effective way it si recommended , previously to the start of the subject, to consult the manual of access to the platform and to follow the technical specifications in order to assist to the remote sessions. It is indispensable that each student access to the educational platform of the subject previously to the beginning of the same.

IDENTIFYING DATA**Characterisation and Historic-Artistic Documentation**

Subject	Characterisation and Historic-Artistic Documentation			
Code	O02M143V03207			
Study programme	Máster Universitario en Valoración, Gestión y Protección del Patrimonio Cultural			
Descriptors	ECTS Credits	Choose	Year	Quadmester
	3	Optional	1st	2nd
Teaching language	Galician			
Department				
Coordinator	Vaquero Díaz, María Beatriz			
Lecturers	Rodríguez Muñiz, Víctor Vaquero Díaz, María Beatriz			
E-mail	mdiaz@uvigo.es			
Web	http://moovi.uvigo.gal/course/view.php?id=1070			
General description	The subject aims to provide students with the necessary tools for consulting bibliographic and documentary archival, graphic and photographic sources related to a good or group of goods and the production of historical-artistic reports			

Training and Learning Results

Code	
A4	That the students know how to communicate their conclusions -and the knowledge and ultimate reasons that sustain them- to specialized and non-specialized audiences in a clear and unambiguous way.
B1	Acquire the ability to differentiate and assess the various expressions of Cultural Heritage, know the tools for their quantification and protection, as well as the different perspectives that address their management.
C1	Be able to select the study tools and documentation necessary to know the cultural good, even establishing standardized work methodologies.
C11	Acquire the ability to handle documentary tools and historiographic techniques for the characterization of heritage assets.
C14	Acquire the capacity for dissemination and dissemination of scientific knowledge and the creation of messages for the purpose of social awareness about the Heritage.
D2	Ability to communicate orally and in writing in the Galician language.
D8	Acquire advanced knowledge and demonstrate, in a context of scientific and technological research or highly specialized, a detailed and substantiated understanding of the theoretical and practical aspects and the methodology of work in one or more fields of study.

Expected results from this subject

Expected results from this subject	Training and Learning Results
New	A4 B1 C1 C11 C14 D2 D8
Know how to search bibliography and precise archival sources for the realization of works on cultural goods	A4 B1 C1 C11 D8

Contents

Topic	
1. Treatment of sources and documentation history for the characterization of cultural assets	1.1. Presentation of the theme 1.2. The starting hypotheses 1.3. The sources of information

2. Search and retrieval of sources bibliographic and archival	2.1. Presentation of the theme 2.2. Access to bibliographic and archival sources 2.3. Instruments for the search and retrieval of bibliographic and archival sources
3. Editing of documentary sources (bibliographic and archival)	3.1. Presentation of the theme 3.2. Quotations from bibliographical sources 3.3. Editing and citations of archival documentary sources
4. Reporting	4.1. Presentation of the theme 4.2. Identification and definition of the object of study 4.3. The realization of the work scheme 4.4. The emptying of the sources 4.5. Writing the study

Planning

	Class hours	Hours outside the classroom	Total hours
Introductory activities	1	0	1
Lecturing	4	4	8
Seminars	1	10	11
Problem solving	0	20	20
Case studies	0	34	34
Systematic observation	1	0	1

*The information in the planning table is for guidance only and does not take into account the heterogeneity of the students.

Methodologies

	Description
Introductory activities	Introductory sessions to make contact and gather information about the students as well as present the subject: its theoretical contents, available materials and resources, learning results and tests of evaluation.
Lecturing	Theoretical sessions in which the teachers exposes the theoretical contents of the subject and the guidelines to make the tasks and the study of case on a cultural good.
Seminars	Sessions in which the students will have a conversation with the teachers of the subject for the advice and development of the activities and of the process of the learning.
Problem solving	Analysis of a problem or real case in order to demonstrate the domain of the students of the necessary tools for the consultation and use of documentary, graphic and photographic sources related to a cultural asset chosen by the student in order to prepare a historical-artistic report.
Case studies	Analysis of a problem or real case with the purpose to show by part of the students the command of the necessary tools for the query and utilisation of documentary sources, graphic and photographic related with a cultural good elected by the student with the end to elaborate a historical report-artistic.

Personalized assistance

Methodologies	Description
Case studies	The personalised attention will consist in the orientation on methodology, editorial and formal presentation of the work on the very cultural elected by the student. The attention will do by means of group tutoring on-line, the forums of the subject, the virtual room of the subject and the email.
Problem solving	The personalised attention will realise fundamentally through the forum of the matter and of the email to solve the doubts on the researches of bibliographic sources, documentary and graphic, and the preparation of the diagram of the study of case. To be necessary will use also group tutoring on-line, the virtual room of the subject and the email.
Seminars	Along the course the teachers will keep direct relation with the students with the object of tutor and resolve doubts, keeping interaction in real time through the group tutoring on-line, the forums of the platform Moodle, the virtual room of the subject and the email.

Assessment

Description	Qualification	Training and Learning Results

Problem solving	Evaluation of the competitions and knowledges purchased in the subjects 2, 3 and 4 and the active and individual participation through telematic means. The students will realise of autonomous form six exercises conceived like previous stages for the preparation of the study of case. They will deliver in the virtual course created in the platform Moodle. The results of the learning evaluated are: Endow to the students of the necessary tools for query of bibliographic sources and documentaries of archive, graphic and photographic related with a good or group of goods and the realisation of historical reports-artistic.	40	A4	B1	C1 C11 C14	D2 D8
Case studies	Analysis of a problem or real case with the purpose that the students show the command of the necessary tools for the search and query of bibliographic sources and documentaries of archive, graphic and photographic, related with a good or group of cultural goods. The results of the learning evaluated are: Endow to the students of the necessary tools for query of bibliographic sources and documentaries of archive, graphic and photographic related with a good or group of goods and the realisation of historical reports-artistic.	40	A4	B1	C1 C11	D8
Systematic observation	(*)Participación activa nas clases e entrega en tempo e forma das tarefas e exercicios da materia Os resultados da aprendizaxe avaliados son: Dotar ao alumnado das ferramentas necesarias para a consulta de fontes bibliográficas e documentais de arquivo, gráficas e fotográficas relacionadas cun ben ou conxunto de bens.	20	A4	B1	C1 C11 C14	D2 D8

Other comments on the Evaluation

According to the 2023 "Regulation on the evaluation, qualification and quality of teaching and the student learning process of the University of Vigo", there are two evaluation systems that students can choose: the preferred one, which will be applied by default, of "**continuous evaluation**" (diversified tests and activities that take place throughout the semester), and the so-called "**global evaluation**" (tests and/or delivery of work/exercises to be carried out on the official dates of evaluation established in the academic calendar), which must be expressly requested by the interested students, and communicated to the responsible teaching staff within a maximum period of 31 days from the beginning of each term.

The "**global evaluation**" tests for this subject will consist as follows:

Students have two evaluation calls/opportunities. The first is carried out during the teaching semester. The second (or 2nd opportunity) will take place in the month of July, for which access to the teaching platform will be enabled again.

Sources of information

Basic Bibliography

Alía Miranda, F., **Fuentes de información para historiadores: obras de referencia y bibliográficas**, Trea, 1998

Servei de Biblioteques i Documentació, **Cómo elaborar e interpretar citas y referencias bibliográficas**, Universitat de Valencia, 2010

Complementary Bibliography

Recommendations

Other comments

The teaching of the subject will be always of face-to-face telematic way, well was synchronous or asynchronous, using the eMoodle (MooVi) educational platform and participating in the educational activities through multiple videoconference (e-meeting, Remote Campus).

To be able to receive the teaching of effective way it si recommended , previously to the start of the subject, to consult the manual of access to the platform and to follow the technical specifications in order to assist to the remote sessions. It is indispensable that each student access to the educational platform of the subject previously to the beginning of the same.

IDENTIFYING DATA**Territorial and Cultural Landscape**

Subject	Territorial and Cultural Landscape			
Code	O02M143V03208			
Study programme	Máster Universitario en Valoración, Gestión y Protección del Patrimonio Cultural			
Descriptors	ECTS Credits	Choose	Year	Quadmester
	3	Optional	1st	2nd
Teaching language	Galician			
Department				
Coordinator	López Díaz, María			
Lecturers	de Uña Álvarez, Elena Pilar López Díaz, María Presedo Garazo, Antonio			
E-mail	marial@uvigo.gal			
Web	http://moovi.uvigo.gal/course/view.php?id=1071			
General description	(*Esta asignatura ten como obxectivo dotar ao alumnado de ferramentas para identificar, analizar, comprender e interpretar ao patrimonio cultural no seu contexto territorial, e a construción do espazo como paisaxe cultural.			

Training and Learning Results

Code	
A1	Possess and understand knowledge that provides a basis or opportunity to be original in the development and / or application of ideas, often in a research context.
B1	Acquire the ability to differentiate and assess the various expressions of Cultural Heritage, know the tools for their quantification and protection, as well as the different perspectives that address their management.
C1	Be able to select the study tools and documentation necessary to know the cultural good, even establishing standardized work methodologies.
C8	Understand the multifactorial values of Cultural Heritage, and assess it appropriately according to criteria of social use.
C12	Develop the capacity for the application of territorial analysis methodologies of the Heritage according to valuation and protection objectives.
D6	Know how to transmit in a clear and unambiguous way to a specialized audience or not, results from scientific and technological research or the most advanced field of innovation, as well as the most relevant foundations on which they are based
D7	Conceive the protection of cultural heritage within a framework of sustainable development.

Expected results from this subject

Expected results from this subject	Training and Learning Results
Provide the students with the tools to analyze, understand and interpret the construction of space as a cultural landscape.	A1 B1 C1 C8 C12 D6 D7
Provide students with the tools to identify, analyze, understand and interpret cultural heritage in its territorial context	A1 B1 C1 C8 C12 D6 D7

Contents

Topic

1. Historical organization of the territory	1.1. Unities of management of the traditional space: of the precedents altomedievais to the parroquia like basic cell. 1.2. Administrative territorial division: political (province), fiscal (party) and judicial (jurisdictions and cotos). The constitutional reform. 1.3. Local territorial organization: counties, earths and merindades; señoríos; city councils versus parroquias (city councils of parroquia).
2. Territory and landscape.	2.1. Rural heritage (aldeas- parroquias and his bequeathed cultural) / Heritage "semiurbano" (associated to villas coastal, fluvial and of inner). 2.2. Ecclesiastical heritage (monasterios and houses rectorales) / Heritage laico (pazos).
3. Methodology for the analysis of the cultural landscape.	2.1. Identification and characterization. 2.2. Interpretation and assessment.
4. Study of case.	4.1. Presentation and pautas of realization. 4.2. Some proposals. 4.3. Elaboración And editorial of the work.

Planning

	Class hours	Hours outside the classroom	Total hours
Introductory activities	1	0	1
Lecturing	4	0	4
Problem solving	0	15	15
Seminars	1	0	1
Case studies	0	24	24
Essay	0	28	28
Systematic observation	0	2	2

*The information in the planning table is for guidance only and does not take into account the heterogeneity of the students.

Methodologies

	Description
Introductory activities	Sessions orientadas to take contact and gather information on the alumnado and the suas motivacións, like this as to present the subject: the theoretical contents and available materials, the results of the learning and the criteria of evaluation. It will do through the virtual room of the platform And-meeting.
Lecturing	Sessions that the students maintain with the profesorado of the subject for the asesoramiento and/or development of the subject and of the process of learning. It will do through the virtual room of the platform And-meeting.
Problem solving	Activities in which formulate problems and/or exercises related with the subject that the student has to resolve of autonomous or individual way.
Seminars	Session that the estudantes maintain with the profesorado of the subject to clear doubts related with the desenvolvemento of the subject, activities and process of learning.
Case studies	Analysis of a problem or real case, that accredit the knowledge and/or handle by part of the student of the theoretical concepts, tools of study and methodology for the analysis of a cultural landscape concrete, well the group of cultural goods, with end to know, revalorizar and protect these spaces and heritage.

Personalized assistance

Methodologies	Description
Case studies	The attention personalizada will consist in attending and solve the doubts that can him arise to the/ace students/ace in relation with the elaboración of said study of case. ALL THE ALUMNADO: Course visual in the platform of teledocencia Modle (FaiTic, UVigo).
Problem solving	The attention personalizada will consist in attending and solve the doubts that can him arise to the/ace students/ace in relation with the elaboración of said problems and/or exercises. ALL THE ALUMNADO: Course visual in the platform of teledocencia Modle (FaiTic, UVigo).
Tests	Description
Essay	The attention personalizada will consist in attending and solve the doubts that can him arise to the/ace students/ace in relation with the elaboración of said works and projects. ALL THE ALUMNADO: Course visual in the platform of teledocencia Modle (FaiTic, UVigo).

Assessment

Description	Qualification	Training and Learning Results

Case studies	Present and go up the platform Faitic, in date signalled, a memory or report of the study of case done. It will value the theoretical frame, the contents and structure of the work, the methodology, documentation and bibliography employed, the presentation and critical analysis.	40		C1 C8 C12
Essay	Present and go up to the platform Faitic, from the materials signalled and in date indicated, a brief essay or report of the work required for each subject.	30	A1 B1	
Systematic observation	Active participation of the students in the forums, debates and other activities related with the process of learning of the matter.	30		D6 D7

Other comments on the Evaluation

According to the 2023 "Regulation on the evaluation, qualification and quality of teaching and the student learning process of the University of Vigo", there are two evaluation systems that students can choose: the preferred one, which will be applied by default, of "**continuous evaluation**" (diversified tests and activities that take place throughout the semester), and the so-called "**global evaluation**" (tests and/or delivery of work/exercises to be carried out on the official dates of evaluation established in the academic calendar), which must be expressly requested by the interested students, and communicated to the responsible teaching staff within a maximum period of 31 days from the beginning of each term.

The "**global evaluation**" tests for this subject will consist as follows: case study (60%) and essay (40%).

Students have two evaluation calls/opportunities. The first is carried out during the teaching semester. The second (or 2nd opportunity) will take place in the month of July, for which access to the teaching platform will be enabled again.

Sources of information

Basic Bibliography

Garrigós Pico, E., **Organización territorial a fines del Antiguo Régimen, en M. Artola Gallego: La economía española al final del Antiguo Régimen, t. IV: Instituciones.**, 1.ª edición, 1982

Saavedra Fernández, P., **Demarcacións, topónimos, papeis, memoria. Sobre a división e o control do territorio na Galicia moderna. Discurso lido o día 14 de setembro de 2013 no acto da súa recepción, polo ilustrísimo señor don**, 1.ª edición, Real Academia Galega, 2013

Matarán Ruíz, A., **Propuesta metodológica para el análisis identitario del paisaje**, 2013

García Iglesias, J. M. & COAG, **Pazos de Galicia, 2 vols.**, 1.ª edición, Xunta de Galicia, 1989

Complementary Bibliography

VV.AA., **La parroquia en Galicia. Pasado, presente e futuro.**, 1.ª edición, Xunta de Galicia, 2009

Hespanha, A. M., **El espacio político**, en A. M. Hespanha: **La Gracia del Derecho. Economía de la cultura en la Edad Moderna.**, 1.ª edición, Centro de Estudios Constitucionales, 1993

Prada Llorente, E.I.; Riesco Chueca, P.; Herrero Tejedor, T., **Paisaje e imagen: formas y herencias en la construcción cultural del territorio agrario**, 2013

ICOMOS, **Sección de la UNESCO dedicada al patrimonio histórico y cultural. Recoge información sobre paisajes y elementos declarados Patrimonio de la Humanidad.**

UNISCAPE, **Red universitaria con el objetivo de estimular la cooperación científica en temas de formación e investigación entre las instituciones universitarias europeas interesadas en el Convenio Europeo del Pa**,

Vila Jato, M.ª D., **El pazo en Galicia**, en G. Ramallo Asensio (coord.): **Arquitectura señorial en el Norte de España.**, 1.ª edición, Universidad de Oviedo, 1993

Fernández Rodríguez, B., **Del espacio cerrado al público: reflexiones sobre los proyectos de puesta en valor de los monasterios gallegos en la última década del siglo XX**, en M.ª D. Barral Rivadulla et al. (coords.): **Congreso**, 1.ª edición, Universidade de Santiago de Compostela, 2012

Jiménez García, J., **La Rectoral, Casa Parroquial de As Nogais (Lugo)**, 2000

CT Catastro, http://www.catastro.meh.es/eng/ct_catastro.asp,

Recommendations

Other comments

The teaching of the subject will be always of face-to-face telematic way, well was synchronous or asynchronous, using the eMoodle (MooVi) educational platform and participating in the educational activities through multiple videoconference (e-meeting, Remote Campus).

To be able to receive the teaching of effective way it si recommended, previously to the start of the subject, to consult the manual of access to the platform and to follow the technical specifications in order to assist to the remote sessions. It is indispensable that each student access to the educational platform of the subject previously to the beginning of the same.

IDENTIFYING DATA**Memory, History, Identity and Cultural Heritage**

Subject	Memory, History, Identity and Cultural Heritage			
Code	O02M143V03209			
Study programme	Máster Universitario en Valoración, Gestión y Protección del Patrimonio Cultural			
Descriptors	ECTS Credits	Choose	Year	Quadmester
	3	Optional	1st	2nd
Teaching language	Spanish Galician			
Department				
Coordinator	Rodríguez Teijeiro, Domingo			
Lecturers	Prada Rodríguez, Julio Rodríguez Teijeiro, Domingo			
E-mail	teijeiro@uvigo.es			
Web	http://moovi.uvigo.gal/course/view.php?id=1072			
General description	(*O obxectivo desta materia e capacitar ao alumnado para a toma de decisión sobre a función que se asigna ao patrimonio cultural dende a perspectiva dos procesos de reprodución simbólica e cultural do pasado e dotalo das ferramentas precisas para a súa posta en valor e uso público.			

Training and Learning Results

Code	
A1	Possess and understand knowledge that provides a basis or opportunity to be original in the development and / or application of ideas, often in a research context.
B1	Acquire the ability to differentiate and assess the various expressions of Cultural Heritage, know the tools for their quantification and protection, as well as the different perspectives that address their management.
C8	Understand the multifactorial values of Cultural Heritage, and assess it appropriately according to criteria of social use.
C11	Acquire the ability to handle documentary tools and historiographic techniques for the characterization of heritage assets.
C13	Develop the capacity for making decisions about the function assigned to the Heritage, its value and public use, and for the elaboration of strategies aimed at its recovery.
D6	Know how to transmit in a clear and unambiguous way to a specialized audience or not, results from scientific and technological research or the most advanced field of innovation, as well as the most relevant foundations on which they are based
D8	Acquire advanced knowledge and demonstrate, in a context of scientific and technological research or highly specialized, a detailed and substantiated understanding of the theoretical and practical aspects and the methodology of work in one or more fields of study.

Expected results from this subject

Expected results from this subject	Training and Learning Results
Train students to make decisions about the function assigned to heritage, its value and public use.	A1 B1 C8 C11 C13 D6 D8
Know the processes of symbolic and cultural reproduction of the past.	A1 B1 C8 C11 C13 D6 D8

Provide the students with tools for the management of specific sources.

A1
B1
C8
C11
C13
D6
D8

Contents

Topic	
Introduction and basic concepts	Approximation to the basic concepts. The debates on the memory, identity and heritage.
Cultural heritage, Mentalities and Collective Identities.	Historical processes of symbolic and cultural reproduction of the past. Configuration of the collective identities.
Memory and places of the Collective Memory	Concept by heart and relate history/memory Concept of places of the Memory and his application. Public uses of the history.
Study of cases	The oral memory. The patrimonialización of the represive places

Planning

	Class hours	Hours outside the classroom	Total hours
Introductory activities	1	0	1
Lecturing	4	0	4
Case studies	0	14	14
Problem solving	0	15	15
Discussion Forum	0	6	6
Mentored work	0	35	35

*The information in the planning table is for guidance only and does not take into account the heterogeneity of the students.

Methodologies

	Description
Introductory activities	Approach to basic concepts. Introduction to the debate around history, identities, memory and heritage.
Lecturing	Schematic exhibition by part of the profesorado of the contents of the matter, theoretical bases and guidelines on the works and exercises to develop by the students.
Case studies	Analysis of a real problem or case, with the purpose of knowing how to interpret it, solve it, generate hypotheses, diagnose it and introduce itself in alternative procedures of solution, to see the application of theoretical concepts to reality. It will be used as a complement to the theoretical classes for self-learning.
Problem solving	The students must read and analyze the work documents indicated and carry out the proposed activities / exercises.
Discussion Forum	Activities developed in some virtual surroundings in which they debate subjects related with the contents of the matter.
Mentored work	Preparation of documents on the thematic of the matter of individual way or in group or preparation of investigations, memories, essays, etc.

Personalized assistance

Methodologies	Description
Discussion Forum	The personalized attention will consist of the resolution of doubts and review of the materials used by the students.
Mentored work	The personalized attention will consist of the resolution of doubts and review of the materials used by the students.

Assessment

	Description	Qualification	Training and Learning Results		
			A1	B1	D6
Case studies	Evaluation of the results of the Case Study. Learning outcomes assessed: Provide students with tools to manage specific sources. To train students to make decisions about the role assigned to heritage, its value and public use.	20	A1	B1	D6

Problem solving	Evaluation of the activities carried out. Learning outcomes assessed: To train students to make decisions about the role assigned to heritage, its value and public use.	30	A1 B1	D6
Discussion Forum	Evaluation of the active participation of the students and of his contributions to the forum of discussion of the matter	10		C8
Mentored work	Evaluation of the results of the work tutelado. Results of the learning evaluated: Endow to the students of tools for the handle of the specific sources.	40		C11 D8 C13

Other comments on the Evaluation

According to the 2023 "Regulation on the evaluation, qualification and quality of teaching and the student learning process of the University of Vigo", there are two evaluation systems that students can choose: the preferred one, which will be applied by default, of **"continuous evaluation"** (diversified tests and activities that take place throughout the semester), and the so-called **"global evaluation"** (tests and/or delivery of work/exercises to be carried out on the official dates of evaluation established in the academic calendar), which must be expressly requested by the interested students, and communicated to the responsible teaching staff within a maximum period of 31 days from the beginning of each term.

The **"global evaluation"** tests for this subject will consist as follows: delivery of the proposed activities (Problem Solving, 20%), Case Studies (30%), Mentored Work (50%)

Students have two evaluation calls/opportunities. The first is carried out during the teaching semester. The second (or 2nd opportunity) will take place in the month of July, for which access to the teaching platform will be enabled again.

Sources of information

Basic Bibliography

Complementary Bibliography

- ALTED VIGIL, A. (coord.), **Entre el pasado y el presente. Historia y memoria**, UNE, 1986
- BERAMENDI, J. y BAZ, M. J., **Identidades y memoria imaginada**, Prensa Universitaria Valenciana, 2011
- CANDAU, J., **Memoria e identidad**, Editorial Del Sol, 2008
- COLMEIRO, J. E., **Memoria histórica e identidad cultural. De la posguerra a la postmodernidad**, Anthropos Editorial, 2005
- FORCADELL, C. et alii (eds.), **Usos de la historia y políticas de la memoria**, Prensa Universitaria de Zaragoza., 2004
- GARCÍA CUETOS, M^a P., **El patrimonio cultural: conceptos básicos**, Prensa Universitaria de Zaragoza., 2011
- HALBAWCHS, M., **La Memoria colectiva**, Miño y Dávila Editores, 2011
- RACEDO, J. et al., **Patrimonio cultural e identidad: culturas populares, memoria social y educación**, Ediciones Cinco, 2004
- THOMPSON, Paul, **La voz del pasado. Historia Oral**, Edicions Alfons El Magnànim, Institució Valenciana, 1998
- AGUILAR, P., **Políticas de la memoria y memoria de las políticas**, Alianza, 2008
- ARÓSTEGUI, J., **La Historia Viva. Sobre la Historia del Presente**, Alianza, 2004
- CUESTA, J., **La Odisea de la Memoria. Historia de la Memoria en España**, Alianza, 2008
- GARCÍA MARCHANTE, J.S. y POYATO HOLGADO, M^a C., **La función social del patrimonio histórico: el turismo cultural**, Ediciones de la Universidad de Castilla-La Mancha, 2002
- GODOY, C. (comp.), **Historiografía y memoria colectiva: tiempos y territorios**, Miño y Dávila Editores, 2002
- KOSELLECK, R., **Estratos de tiempo: estudios sobre la historia**, Editorial Paidós, 2011

Recommendations

Other comments

The teaching of the subject will be always of face-to-face telematic way, well was synchronous or asynchronous, using the eMoodle (MooVi) educational platform and participating in the educational activities through multiple videoconference (Remote Campus).

To be able to receive the teaching of effective way it si recommended , previously to the start of the subject, to consult the manual of access to the platform and to follow the technical specifications in order to assist to the remote sessions. It is indispensable that each student access to the educational platform of the subject previously to the beginning of the same.

IDENTIFYING DATA**Dissemination and Socialisation of Cultural Heritage**

Subject	Dissemination and Socialisation of Cultural Heritage			
Code	O02M143V03210			
Study programme	Máster Universitario en Valoración, Gestión y Protección del Patrimonio Cultural			
Descriptors	ECTS Credits	Choose	Year	Quadmester
	3	Optional	1st	2nd
Teaching language	Spanish Galician			
Department				
Coordinator	Comendador Rey, Beatriz Pilar			
Lecturers	Ayán Vila, Jorge Miguel Comendador Rey, Beatriz Pilar Vázquez Mato, Martín Xosé			
E-mail	beacomendador@uvigo.es			
Web	http://moovi.uvigo.gal/course/view.php?id=1073			
General description	(*)Esta asignatura ten como obxectivo capacitar ao alumnado para a difusión e divulgación de coñecemento e creación de mensaxes con fins de sensibilización social sobre o patrimonio cultural. Su papel básico es dotar al alumno/a de los conocimientos teóricos y metodológicos básicos para esbozar y dirigir proyectos de musealización y diseñar campañas de promoción y difusión del mismo.			

Training and Learning Results

Code	
A1	Possess and understand knowledge that provides a basis or opportunity to be original in the development and / or application of ideas, often in a research context.
B1	Acquire the ability to differentiate and assess the various expressions of Cultural Heritage, know the tools for their quantification and protection, as well as the different perspectives that address their management.
C8	Understand the multifactorial values of Cultural Heritage, and assess it appropriately according to criteria of social use.
C14	Acquire the capacity for dissemination and dissemination of scientific knowledge and the creation of messages for the purpose of social awareness about the Heritage.
D3	Sustainability and environmental commitment. Equitable, responsible and efficient use of resources.
D6	Know how to transmit in a clear and unambiguous way to a specialized audience or not, results from scientific and technological research or the most advanced field of innovation, as well as the most relevant foundations on which they are based

Expected results from this subject

Expected results from this subject	Training and Learning Results
Acquire the ability for diffusion and dissemination of scientific knowledge and the creation of messages for social awareness about heritage.	A1 B1 C8 C14 D3 D6

Contents

Topic	
1. Introduction to the dissemination of the PC	1.1 Introducción general to the subject 1.2 Dissemination direct and indirect. General criteria 1.3 Dissemination and/or socialization
2. Introduction to the heritage enhancement	2.1 Principles, methods and techniques 2.2 Heritage: possibilities and opportunities
3. Education and socialization of the Heritage. Opportunities of a proactive proposal.	3.1 Education and socialization 3.2 Socialización 3.2 Projects of socialization
4. Study of cases: experiences and proposals	Study of cases: experiences and proposals

Planning

	Class hours	Hours outside the classroom	Total hours
Introductory activities	1	0	1
Scientific events	2	0	2
Seminars	2	0	2
Case studies	0	14	14
Problem solving	0	15	15
Previous studies	0	10	10
Mentored work	0	15	15
Objective questions exam	0	1	1
Essay	1	4	5
Problem and/or exercise solving	0	10	10

*The information in the planning table is for guidance only and does not take into account the heterogeneity of the students.

Methodologies

	Description
Introductory activities	Activities directed to take contact and gather information on the students, as well as to present the matter.
Scientific events	Participation of speakers for the presentation of cases and experiences.
Seminars	Sessions that the students/are supported by the profesorado of the matter for advice, development of activities of the matter and of the process of learning.
Case studies	Analysis of a problem or real case, with the purpose to know it, interpret it, resolve it, generate hypothesis, diagnose it and adentrarse in alternative procedures of solution, to see the application of the theoretical concepts to the reality.
Problem solving	Resolution of problems or exercises from the approach of compulsory readings and of a series of orientative questions posed by the professor through telematic means.
Previous studies	Autonomous work of the student by means of the preparation of readings and diverse activities.
Mentored work	The student develops and presents the results obtained on a process of interpretation and new ways of heritage management. The student/has to make it of autonomous form a part of the analysis and participate in a colaborative surrounding.

Personalized assistance

Methodologies	Description
Seminars	All along of the course the profesorado will keep direct relation with the students with the object of turorice and resolve doubts.
Case studies	A atención personalizada realizarase fundamentalmente a través do foro da materia. De ser necesario utilizaranse tamén tutorías online, a sala virtual da plataforma e-meeting e o correo electrónico. The personalised attention will make fundamentally through the forum of the matter. To be necessary will use also tutoring on-line, the virtual room of the platform and-meeting and the email.

Tests	Description
Essay	The personalised attention will consist in the orientation on methodology, editorial and formal presentation of the works on the very cultural elected by the student. The attention will do by means of tutoring on-line, the forums of the platform Moodle, the virtual room of the platform and-meeting and the email.
Problem and/or exercise solving	All along the course the profesorado will keep direct relation with the students with the object of tutoring and resolve doubts, keeping interaction in real time by means of through the tutoring on-line, the forums of the platform Moodle, the virtual room of the platform and-meeting and the email.

Assessment

	Description	Qualification	Training and Learning Results
Objective questions exam	Probas para a avaliación das competencias adquiridas que incluen preguntas pechadas con distintas alternativas de resposta. Dotar ao alumnado dos coñecementos teóricos e metodolóxicos necesarios para esbozar e dirixir proxectos de musealización e diseñar campañas de promoción e difusión do mesmo. Proofs for the evaluation of the competitions purchased, that cover enclosed questions with distinct alternatives of answer. Endow to the students of the necessary theoretical and methodological knowledges to design and direct projects of musealization and design campaigns of promotion and diffusion.	20	A1 B1 C8 D3 C14 D6

Essay	Works and projects oriented to qualify to the students for the dissemination of scientific knowledge and creation of messages with ends of social awareness about heritage	40	A1 B1 C8 D3 C14 D6
Problem and/or exercise solving	It will value the active participation in the distinct activities by telematic means to face discovered to qualify to the students for the the dissemination of scientific knowledge and creation of messages with ends of social awareness about heritage	40	A1 B1 C8 D3 C14 D6

Other comments on the Evaluation

According to the 2023 "Regulation on the evaluation, qualification and quality of teaching and the student learning process of the University of Vigo", there are two evaluation systems that students can choose: the preferred one, which will be applied by default, of "**continuous evaluation**" (diversified tests and activities that take place throughout the semester), and the so-called "**global evaluation**" (tests and/or delivery of work/exercises to be carried out on the official dates of evaluation established in the academic calendar), which must be expressly requested by the interested students, and communicated to the responsible teaching staff within a maximum period of 31 days from the beginning of each term.

The "**global evaluation**" tests for this subject will consist as follows: Objective questions exam (40%); delivery of an mandatory essay (40%); Problem and/or exercise solving (20%)

Students have two evaluation calls/opportunities. The first is carried out during the teaching semester. The second (or 2nd opportunity) will take place in the month of July, for which access to the teaching platform will be enabled again.

Sources of information

Basic Bibliography

Ballart, J., **Gestión del Patrimonio Cultural**, Ariel, 2008

Calaf, R., **Didáctica del Patrimonio: epistemología, metodología y estudio de casos**, Trea, 2008

Fontal Merillas, O (coord.), **La educación patrimonial: del patrimonio a las personas**, Trea, 2013

López Mechero-Bendicho, V.M., **Manual para la puesta en valor del patrimonio arqueológico al aire libre**, Trea, 2012

Rico, J.C., **Manual práctico de museología, museografía y técnicas expositivas**, Sílex, 2012

Santacana, J., Serrat, N. (coords.), **Museografía Didáctica**, Ariel, 2005

Morales, J., **Guía práctica para la interpretación del patrimonio: el arte de acercar el legado natural y cultural al público visitante**, Junta de Andalucía, Consejería de Cultura, 2001

Complementary Bibliography

VVAA, **Arqueologías sociales, Arqueología en sociedad. Actas de las VII Jornadas de Jóvenes en Investigación Arqueológica**, Revista Arkeogazte, Anexo 1, 2015

Recommendations

Subjects that continue the syllabus

(*)Educación patrimonial e innovación social/O02M143V03215

Subjects that are recommended to be taken simultaneously

(*)Educación patrimonial e innovación social/O02M143V03215

Other comments

The teaching of the subject will be always of face-to-face telematic way, well was synchronous or asynchronous, using the eMoodle (MooVi) educational platform and participating in the educational activities through multiple videoconference (e-meeting, Remote Campus).

To be able to receive the teaching of effective way it si recommended , previously to the start of the subject, to consult the manual of access to the platform and to follow the technical specifications in order to assist to the remote sessions. It is indispensable that each student access to the educational platform of the subject previously to the beginning of the same. With the purpose to complement the educational activity, will be contributed diverse resources (audiovisual materials, documents,links, etc) through the MooVi platform.

IDENTIFYING DATA**Design of Exhibitions and Models for Exhibitions**

Subject	Design of Exhibitions and Models for Exhibitions			
Code	O02M143V03211			
Study programme	Máster Universitario en Valoración, Gestión y Protección del Patrimonio Cultural			
Descriptors	ECTS Credits	Choose	Year	Quadmester
	3	Optional	1st	2nd
Teaching language	Spanish Galician			
Department				
Coordinator	Barriocanal López, María Yolanda			
Lecturers	Barriocanal López, María Yolanda Vilas Meis, Diana			
E-mail	barriocanal@uvigo.es			
Web	http://moovi.uvigo.gal/course/view.php?id=1074			
General description	(*) This subject aims to introduce students in the planning of heritage content exhibitions, taking into account the conceptual point of view of the creation of messages, and the material point of view of the spaces and constraints that intervene in their design.			

Training and Learning Results

Code	
A4	That the students know how to communicate their conclusions -and the knowledge and ultimate reasons that sustain them- to specialized and non-specialized audiences in a clear and unambiguous way.
B1	Acquire the ability to differentiate and assess the various expressions of Cultural Heritage, know the tools for their quantification and protection, as well as the different perspectives that address their management.
C8	Understand the multifactorial values of Cultural Heritage, and assess it appropriately according to criteria of social use.
C14	Acquire the capacity for dissemination and dissemination of scientific knowledge and the creation of messages for the purpose of social awareness about the Heritage.
D1	Ability to understand the meaning and application of the gender perspective in the different fields of knowledge and professional practice with the aim of achieving a more just and egalitarian society.
D6	Know how to transmit in a clear and unambiguous way to a specialized audience or not, results from scientific and technological research or the most advanced field of innovation, as well as the most relevant foundations on which they are based

Expected results from this subject

Expected results from this subject	Training and Learning Results
Acquire the ability to plan exhibits of heritage content	A4 B1 C8 C14 D1 D6
Introduce the students in the planning of exhibitions of heritage content, taking into account the conceptual point of view of the creation of messages	A4 B1 C8 C14 D1 D6
Introduce students in the planning of heritage content exhibitions, taking into account the material point of view of the spaces and constraints involved in their design	A4 B1 C8 C14 D1 D6

Contents

Topic

1. INTRODUCTION: MUSEOLOGÍA And MUSEOGRAFÍA	Basic criteria of planning in the museum
2. COMMISSARIATE OF EXHIBITIONS AS A RESEARCH AND CREATION TOOL.	Curation of exhibitions as a research and creation tool
3. EXHIBITIONS MODELS.	The museums are permanent institutions that purchase, conserve, investigate communicate and exhibit collections of objects of diverse nature with the purposes of study, education and contemplation. The museum has changed until doing unrecognizable. The connection between art and life claimed by the historical avant-garde has occurred, but in shape of cultural industry and estetización commercial for the consumption.
4. THE CONTEMPORARY MUSEUM: ARCHITECTURE And SHOW.	Of the changes experienced by the contemporary museum from the inauguration of the Centre Geroges Pompidou, in the year 1977, will arise a hybrid space that does not lose of sight the show. This no only is present in the programming or in the complementary activities of infinity of institutions, but in his own architecture, which constitutes in a lot of cases his main catchword.

Planning

	Class hours	Hours outside the classroom	Total hours
Introductory activities	1	0	1
Lecturing	4	0	4
Case studies	0	24	24
Autonomous problem solving	0	14	14
Mentored work	0	30	30
Seminars	1	0	1
Systematic observation	0	1	1

*The information in the planning table is for guidance only and does not take into account the heterogeneity of the students.

Methodologies

	Description
Introductory activities	Introductory sessions directed to take contact and gather information on the student, as well as to present the contents of the matter, available resources and proofs of evaluation. They will keep through videoconference or of the virtual room of the platform And-*meeting
Lecturing	Sessions for the exposition of the main theoretical contents of the subject by their teachers, with the help of audiovisual media, and in which the students will have the possibility of attending in the form of videoconference.
Case studies	Analysis of real cases between the proposed in the matter that the student will realise of autonomous form. It will keep the communication between teacher and student through videoconference or of the virtual room of the platform And-*meeting.
Autonomous problem solving	The students must develop autonomously the analysis and resolution of the problems or exercises.
Mentored work	Autonomous work of the student through the preparation of readings related to the subject.
Seminars	Sessions that the students/will be supported by the teacher of the matter for advice/develop of the activities to develop and of the process of learning. They will keep through videoconference or of the virtual room of the platform And-*meeting.

Personalized assistance

Methodologies	Description
Seminars	The personalised attention will consist in the resolution of doubts on the contents of the matter, the methodology used for the realisation of the exercises and review of the proofs of evaluation. The follow-up will realise through the classroom and-*meeting
Case studies	Personalised follow-up of the student through the *tutorías on-line, by means of the forums of the platform *Moodle, the virtual room of the platform And-*meeting and the email
Mentored work	Personal monitoring of students through online tutorials, through the forums of the Moodle platform, the virtual room of the E-meeting platform and email

Assessment

Description	Qualification	Training and Learning Results

Case studies	Analysis of a project expositivo proposed by the professor or preparation of any small proof or questionnaire through telematic means. They will evaluate the following results of learning: the capacidade to analyse the elements and conditionings that take part in his design from the contidos entered in the theoretical sessions of the matter.	30	A4	B1	C8	D6
Mentored work	Preparation of a project expositivo of thematic free. They will evaluate the following results of learning: the acquisition of the capacity to design exhibitions of content patrimonial, atendiento to the conceptual point of view of the creation of messages and to the material point of view of the espazos. It will value also the adecuación to the criteria of planning museística explained in the sesiõns theoretical.	40	A4	B1	C8 C14	D1 D6
Systematic observation	It will value the presencialidad and active participation of the students through the telematic means (and-meeting, forums).	30	A4	B1	C8	D1

Other comments on the Evaluation

According to the 2023 "Regulation on the evaluation, qualification and quality of teaching and the student learning process of the University of Vigo", there are two evaluation systems that students can choose: the preferred one, which will be applied by default, of "**continuous evaluation**" (diversified tests and activities that take place throughout the semester), and the so-called "**global evaluation**" (tests and/or delivery of work/exercises to be carried out on the official dates of evaluation established in the academic calendar), which must be expressly requested by the interested students, and communicated to the responsible teaching staff within a maximum period of 31 days from the beginning of each term.

The "**global evaluation**" tests for this subject will consist as follows: Case studies (40%) and Mentored work (60%).

Students have two evaluation calls/opportunities. The first is carried out during the teaching semester. The second (or 2nd opportunity) will take place in the month of July, for which access to the teaching platform will be enabled again.

Sources of information

Basic Bibliography

CUENCA, J.M. y MARTÍN CÁCERES, M.J., **Manual para el desarrollo de proyectos educativos de museos**, Trea, 2014

RIVIÈRE, G. H., **La museología**, Akal, 1983

ROSELLÓ CEREZUELA, D., **Diseño y evaluación de proyectos culturales. De la idea a la acción**, 10ª. Edición actualizada, Ariel, 2017

SANTACANA MESTRE, J. y SERRAT, N. (Coords), **Museografía didáctica**, Ariel, 2005

Complementary Bibliography

ASENSIO, M., y E. ASENJO (eds.), **Lazos de luz azul: museos y tecnologías 1, 2 y 3.0**, UOC, 2011

BELCHER, M., **Organización y diseño de exposiciones: su relación con el museo**, Trea, 1994

CALAF, R., **Didáctica del patrimonio: epistemología, metodología y estudio de casos**, Trea, 2006

FERNÁNDEZ, L.A. y GARCÍA FERNANDEZ, I., **Diseño de exposiciones. Concepto, instalación y montaje**, Alianza, 2010

HERNÁNDEZ, F. X., y M. C. ROJO, **Museografía didáctica e interpretación de espacios arqueológicos**, Trea, 2012

IBÁÑEZ, A. (ed), **Museos, redes sociales y tecnología 2.0**, Universidad del País Vasco, 2011

MORALES, J., **Guía práctica para la interpretación del patrimonio: el arte de acercar el legado natural y cultural al público visitante**, Junta de Andalucía, 1998

PÉREZ SANTOS, E., **Estudio de visitantes en Museos: Metodología y aplicaciones**, Trea, 2000

SANTACANA, J. y C. MARTÍN (coords), **Manual de museología interactiva**, Trea, 2010

Recommendations

Other comments

The teaching of the subject will be always of face-to-face telematic way, well was synchronous or asynchronous, using the eMoodle (MooVi) educational platform and participating in the educational activities through multiple videoconference (e-meeting, Remote Campus).

To be able to receive the teaching of effective way it si recommended , previously to the start of the subject, to consult the manual of access to the platform and to follow the technical specifications in order to assist to the remote sessions. It is indispensable that each student access to the educational platform of the subject previously to the beginning of the same.

IDENTIFYING DATA**Architectural Heritage, Urban Territory and Landscape**

Subject	Architectural Heritage, Urban Territory and Landscape			
Code	O02M143V03212			
Study programme	Máster Universitario en Valoración, Gestión y Protección del Patrimonio Cultural			
Descriptors	ECTS Credits	Choose	Year	Quadmester
	3	Optional	1st	2nd
Teaching language	Spanish			
Department				
Coordinator	Barriocanal López, María Yolanda			
Lecturers	Barriocanal López, María Yolanda Castro Fernandez, Belen Maria			
E-mail	barriocanal@uvigo.es			
Web	http://moovi.uvigo.gal/course/view.php?id=1075			
General description	The subject aims to provide students with the necessary tools for the protection of real estate, based on the evolution of the concept of heritage in the different provisions that regulated it, its need for cataloging and the extension of protection to the environment or spatial framework of the monuments. On the other hand, the study of the historical groups, the instruments of plan for the protection of the historical city and its valorisation are also addressed.			

Training and Learning Results

Code	
A4	That the students know how to communicate their conclusions -and the knowledge and ultimate reasons that sustain them- to specialized and non-specialized audiences in a clear and unambiguous way.
B1	Acquire the ability to differentiate and assess the various expressions of Cultural Heritage, know the tools for their quantification and protection, as well as the different perspectives that address their management.
C8	Understand the multifactorial values of Cultural Heritage, and assess it appropriately according to criteria of social use.
C11	Acquire the ability to handle documentary tools and historiographic techniques for the characterization of heritage assets.
C15	Know and apply the procedures and mechanisms for the valuation and protection of the architectural Heritage in its territorial and administrative context.
D6	Know how to transmit in a clear and unambiguous way to a specialized audience or not, results from scientific and technological research or the most advanced field of innovation, as well as the most relevant foundations on which they are based
D9	Know and manage the legislation applicable to the sector, know the social and business environment and know how to relate to the competent administration by integrating this knowledge into the development of engineering projects and the development of any aspect of their professional work.

Expected results from this subject

Expected results from this subject	Training and Learning Results
Know the evolution in the protection of the Architectural Heritage from its consideration as isolated goods to its integration in a territorial context.	A4 B1 C8 C11 C15 D6 D9
Attend both to the historical aspects, to the procedures and mechanisms for the protection of the environments of the monuments, as well as to the instruments and figures for their protection and conservation.	A4 B1 C8 C11 C15 D6 D9

Contents

Topic

1. CONCEPT AND EVOLUCION OF THE MONUMENTS AND HISTORICAL IN THE REGULATORY FRAMEWORK SETS	1.1. Evolution of the monument concept and its patrimonial protection. 1.2. Historic roads as backbone elements of the territory and its heritage.
2. PROTECTION OF ARCHITECTURAL OR MONUMENTAL HERITAGE IN ITS TERRITORIAL CONTEXTUALIZATION	2.1. The environment of the monuments
3. DEGREES OR CATEGORIES OF PROTECTION OF REAL ESTATE	3.1. Products of Cultural Interest. Cataloged Products Inventory Products.
4. THE ORDINATION IN THE DEFENSE OF THE HISTORICAL CITY: URBAN PLANNING PLANS AND URBAN PLANNING CATALOGS	4.1. Urbanistic planning
5. HISTORY AND URBANISM	5.1. Historic centers and contemporary architecture

Planning

	Class hours	Hours outside the classroom	Total hours
Introductory activities	1	0	1
Lecturing	4	0	4
Case studies	0	23	23
Previous studies	0	30	30
Seminars	1	0	1
Problem and/or exercise solving	0	1	1
Systematic observation	0	15	15

*The information in the planning table is for guidance only and does not take into account the heterogeneity of the students.

Methodologies

	Description
Introductory activities	Introductory sessions directed to take contact and gather information on the student, as well as to present the contents of the matter, available resources and proofs of evaluation. They will keep through videoconference or of the virtual room of the platform And-*meeting
Lecturing	Sessions for the exposition of the main theoretical contents of the subject by their teachers, with the help of audiovisual media, and in which the students will have the possibility of attending in the form of videoconference.
Case studies	Analysis of real cases between the proposed in the matter that the student will realise of autonomous form. It will keep the communication between teacher and student through videoconference or of the virtual room of the platform And-*meeting.
Previous studies	Autonomous work of the student through the preparation of readings related to the subject.
Seminars	Sessions that the students/will be supported by the teacher of the matter for advice/develop of the activities to develop and of the process of learning. They will keep through videoconference or of the virtual room of the platform And-*meeting.

Personalized assistance

Methodologies Description

Seminars	The personalised attention will consist in the resolution of doubts on the contents of the matter, the methodology used for the realisation of the exercises and review of the proofs of evaluation. The follow-up will realise through the classroom and-*meeting
Case studies	Personalised follow-up of the student through the *tutorías on-line, by means of the forums of the platform *Moodle, the virtual room of the platform And-*meeting and the email

Assessment

	Description	Qualification	Training and Learning Results
Case studies	The students manages and presents in the dates programmed the results of an individual work on different goods patrimoniales to choose between two modalities (To and B). The results of learning are: Qualify to the student for the application of the procedures and mechanisms for the assessment and protection of the Architectural Heritage in his territorial context and of the integration of the contemporary architecture in the historical centres.	40	A4 B1 C8 D6 C11 D9 C15
Problem and/or exercise solving	Execution of two test type Test (Questionnaire 1 and 2) with different alternative of answer, in which the students will select one from among the number limited of possibilities. The results of learning are: Qualify to the student to know the evolution of the applicable legislation to the different expressions of the Cultural Heritage.	30	B1 C8 D9 C15

Systematic observation	It will evaluate positively the participation of the students through the telematic means in the distinct virtual activities proposals in the development of the matter. The results of learnings are: Qualify to the students for the critical sensitisation and understanding of the values of the Heritage.	30	A4 B1 C8 D6 C11 D9 C15
------------------------	--	----	------------------------------

Other comments on the Evaluation

According to the 2023 "Regulation on the evaluation, qualification and quality of teaching and the student learning process of the University of Vigo", there are two evaluation systems that students can choose: the preferred one, which will be applied by default, of "**continuous evaluation**" (diversified tests and activities that take place throughout the semester), and the so-called "**global evaluation**" (tests and/or delivery of work/exercises to be carried out on the official dates of evaluation established in the academic calendar), which must be expressly requested by the interested students, and communicated to the responsible teaching staff within a maximum period of 31 days from the beginning of each term.

The "**global evaluation**" tests for this subject will consist as follows: Case study (60%) and Problem solving and/or exercises (40%).

Students have two evaluation calls/opportunities. The first is carried out during the teaching semester. The second (or 2nd opportunity) will take place in the month of July, for which access to the teaching platform will be enabled again.

Sources of information

Basic Bibliography

ALONSO GARCÍA, Julián, **La protección jurídica del Camino de Santiago en el ámbito de la Comunidad Autónoma de Galicia**, 1ª ed., Escola Galega de Administración Pública, 2000

CASTILLO RUIZ, A., **El entorno de los Bienes Inmuebles de Interés Cultural: concepto, legislación y metodología para su delimitación, evolución histórica y situación actual**, 1ª ed., Universidad de Granada, 1997

CASTILLO RUIZ, J., et al., **Patrimonio histórico y desarrollo territorial**, 1ª ed., Universidad Internacional de Andalucía, 2009

CORRIENTE CÓRDOBA, José Antonio, **Protección jurídica del Camino de Santiago: normativa internacional e interna española**, 1ª ed., Ministerio de Educación y Cultura, 1998

FARIÑA TOJO, José, **La protección del patrimonio urbano: instrumentos normativos**, 1ª ed., Akal, 2000

LÓPEZ-YARTO ELIZALDE, Amelia (Coord.), **El Catálogo monumental de España (1900-1961)**, 1ª ed., Ministerio de Educación y Cultura, 2012

VILASECO, Xosé Ignacio et al., **Los planes especiales de protección de los conjuntos históricos de Galicia.**

Planteamientos teóricos y resultados reales, 1ª ed., Biblioteca Virtual Miguel de Cervantes, 2005

Complementary Bibliography

BECERRA GARCIA, Juan Manuel, **El planeamiento como instrumento para la protección de los conjuntos históricos**, 2000

BENSUSAN MARTIN, Mª del Pilar, **La protección urbanística de los bienes inmuebles históricos**, 2ª ed., Comares, 2016

NÁRDIZ ORTIZ, Carlos, **El territorio y los caminos de Galicia. Planos históricos de la red viaria**, 1ª ed., Colegio de Ingenieros de Caminos, Canales y Puerto, 1992

Recommendations

Other comments

The teaching of the subject will be always of face-to-face telematic way, well was synchronous or asynchronous, using the eMoodle (MooVi) educational platform and participating in the educational activities through multiple videoconference (e-meeting, Remote Campus).

To be able to receive the teaching of effective way it si recommended , previously to the start of the subject, to consult the manual of access to the platform and to follow the technical specifications in order to assist to the remote sessions. It is indispensable that each student access to the educational platform of the subject previously to the beginning of the same.

IDENTIFYING DATA				
Internship				
Subject	Internship			
Code	002M143V03213			
Study programme	Máster Universitario en Valoración, Gestión y Protección del Patrimonio Cultural			
Descriptors	ECTS Credits	Choose	Year	Quadmester
	6	Mandatory	1st	2nd
Teaching language	Spanish Galician			
Department				
Coordinator	Rodríguez Teijeiro, Domingo			
Lecturers	Rodríguez Teijeiro, Domingo			
E-mail	teijeiro@uvigo.es			
Web	http://moovi.uvigo.gal/course/view.php?id=1076			
General description	(*)A materia permite o desenvolvemento da práctica profesional asociada ao plano de estudos nos seus diversos campos disciplinares. Con ela preténdese introducir ao alumando na dinámica das institucións e empresas vincualdas aos prefís profesionais do máster.			

Training and Learning Results

Code	
A1	Possess and understand knowledge that provides a basis or opportunity to be original in the development and / or application of ideas, often in a research context.
A2	That students know how to apply the knowledge acquired and their ability to solve problems in new or unfamiliar environments within broader (or multidisciplinary) contexts related to their area of study.
A3	That students are able to integrate knowledge and face the complexity of making judgments based on information that, being incomplete or limited, includes reflections on social and ethical responsibilities linked to the application of their knowledge and judgments.
A4	That the students know how to communicate their conclusions -and the knowledge and ultimate reasons that sustain them- to specialized and non-specialized audiences in a clear and unambiguous way.
A5	That students have the learning skills that allow them to continue studying in a way that will be largely self-directed or autonomous.
B3	Acquire the ability to bring to the practical application of the protection of cultural property the theoretical knowledge and the protocols of documentation, diagnosis and evaluation.
C1	Be able to select the study tools and documentation necessary to know the cultural good, even establishing standardized work methodologies.
C2	Acquire the ability to design intervention protocols, establishing types, priorities and intensities of action before a cultural property at risk of alteration.
C3	Acquire the ability to draft intervention projects in the Cultural Heritage in accordance with specific regulatory legislation.
C4	Acquire the capacity to catalog the real cultural heritage, being able to establish mechanisms of legal and preventive protection.
C5	Master and be able to apply instruments and procedures of various cartographic techniques to the real cultural heritage for its dimensional control and the elaboration of graphic documentation using CAD tools.
C6	Analyze, refine and interpret geographic information, as well as its storage in databases, based on technical requirements for the inventory and documentation of an intervention project.
C7	Know the basics of the most used non-destructive techniques for the sub-surface prospecting of the cultural heritage and develop the ability to determine its applicability to specific cases.
C8	Understand the multifactorial values of Cultural Heritage, and assess it appropriately according to criteria of social use.
C9	Acquire the ability to diagnose, on the basis of scientific knowledge, the state of structural conservation of the Cultural Heritage.
C10	Understand the fundamentals of structural stability and the analysis procedures necessary to guarantee the structural safety of heritage constructions.
C11	Acquire the ability to handle documentary tools and historiographic techniques for the characterization of heritage assets.
C12	Develop the capacity for the application of territorial analysis methodologies of the Heritage according to valuation and protection objectives.
C13	Develop the capacity for making decisions about the function assigned to the Heritage, its value and public use, and for the elaboration of strategies aimed at its recovery.
C14	Acquire the capacity for dissemination and dissemination of scientific knowledge and the creation of messages for the purpose of social awareness about the Heritage.
C15	Know and apply the procedures and mechanisms for the valuation and protection of the architectural Heritage in its territorial and administrative context.

D1	Ability to understand the meaning and application of the gender perspective in the different fields of knowledge and professional practice with the aim of achieving a more just and egalitarian society.
D2	Ability to communicate orally and in writing in the Galician language.
D3	Sustainability and environmental commitment. Equitable, responsible and efficient use of resources.
D4	To be able to integrate the diverse information and data contributed by diverse technicians and tools in the writing of conclusions of action.
D5	Be able to predict and control the evolution of complex situations through the development of new and innovative work methodologies adapted to the specific scientific / research, technological or professional field, in general multidisciplinary, in which their activity is developed.
D6	Know how to transmit in a clear and unambiguous way to a specialized audience or not, results from scientific and technological research or the most advanced field of innovation, as well as the most relevant foundations on which they are based
D7	Conceive the protection of cultural heritage within a framework of sustainable development.
D8	Acquire advanced knowledge and demonstrate, in a context of scientific and technological research or highly specialized, a detailed and substantiated understanding of the theoretical and practical aspects and the methodology of work in one or more fields of study.
D9	Know and manage the legislation applicable to the sector, know the social and business environment and know how to relate to the competent administration by integrating this knowledge into the development of engineering projects and the development of any aspect of their professional work.

Expected results from this subject

Expected results from this subject	Training and Learning Results
That students know how to integrate operationally the knowledge, skills and abilities acquired in the master through its application in institutions and companies related to Cultural Heritage	A1
	A2
	A3
	A4
	A5
	B3
	C1
	C2
	C3
	C4
	C5
	C6
	C7
	C8
	C9
	C10
	C11
	C12
	C13
C14	
C15	
D1	
D2	
D3	
D4	
D5	
D6	
D7	
D8	
D9	

Contents

Topic	
Activities in institutions and companies linked to the knowledge, skills and competences acquired in the degree.	1.- Management of Cultural Heritage 2.- Documentation and representation of Cultural Heritage 3.- Specialization in documentation, evaluation, management and interpretation of Cultural Heritage

Planning

	Class hours	Hours outside the classroom	Total hours
Practicum, External practices and clinical practices	140	0	140
Report of practices, practicum and external practices	0	10	10

*The information in the planning table is for guidance only and does not take into account the heterogeneity of the students.

Methodologies	
Methodologies	Description
Practicum, External practices and clinical practices	In-person activities developed by the student in a context related to the exercise of a profession, during which he will perform the functions assigned and foreseen in the internship proposal

Personalized assistance	
Methodologies	Description
Practicum, External practices and clinical practices	The students will have two tutors who will carry out the tasks of orientation and problem solving during the internship period, one of them in the entity in which the internships are carried out and the other, belonging to the faculty of the degree, of an academic nature.

Assessment						
	Description	Qualification	Training and Learning Results			
Practicum, External practices and clinical practices	Report of the academic tutor who integrates two reports: that of the tutor of the entity that hosts the practices and that of the student. The learning outcomes evaluated are: The operational integration of the knowledge, skills and abilities acquired in the master's degree and its application in professional activities related to Cultural Heritage.	60	A1	B3	C1	D1
			A2		C2	D2
			A3		C3	D3
			A4		C4	D4
			A5		C5	D5
				C6	D6	
				C7		
				C8		
Report of practices, practicum and external practices	Memory of external internships or student practices of remote delivery. The learning outcomes evaluated are: The operational integration of the knowledge, skills and abilities acquired in the master's degree and its application in professional activities related to Cultural Heritage.	40	A1	B3	C1	D1
			A2		C2	D2
			A3		C3	D3
			A4		C4	D4
			A5		C6	D5
				C7	D6	
				C8		

Other comments on the Evaluation

Sources of information

Basic Bibliography

Complementary Bibliography

Recommendations

Other comments

Throughout the course detailed documentation on the development of the subject will be delivered. This information will be offered through the Moodle courses of the MooVi platform, so all the students must be registered in the platform and have their profile data covered.

The bibliography necessary for the preparation and execution of the tasks and work of each of the external practices, will be prepared and delivered by the people who tutor them together with the specific training project of the internship.

IDENTIFYING DATA**Master's Degree Dissertation**

Subject	Master's Degree Dissertation			
Code	O02M143V03214			
Study programme	Máster Universitario en Valoración, Gestión y Protección del Patrimonio Cultural			
Descriptors	ECTS Credits	Choose	Year	Quadmester
	9	Mandatory	1st	2nd
Teaching language	Spanish Galician			
Department				
Coordinator	Rodríguez Teijeiro, Domingo			
Lecturers	Rodríguez Teijeiro, Domingo			
E-mail	teijeiro@uvigo.es			
Web	http://moovi.uvigo.gal/course/view.php?id=1077			
General description	Or *Traballo End of *Máster will allow to apply and *desenrolar of integrated form you *contidos formative and ace competitions associated or *Máster, by means of *realización and defence by part of each *estudiante *dun *traballo *tutelado.			

Training and Learning Results

Code	
A1	Possess and understand knowledge that provides a basis or opportunity to be original in the development and / or application of ideas, often in a research context.
A2	That students know how to apply the knowledge acquired and their ability to solve problems in new or unfamiliar environments within broader (or multidisciplinary) contexts related to their area of study.
A3	That students are able to integrate knowledge and face the complexity of making judgments based on information that, being incomplete or limited, includes reflections on social and ethical responsibilities linked to the application of their knowledge and judgments.
A4	That the students know how to communicate their conclusions -and the knowledge and ultimate reasons that sustain them- to specialized and non-specialized audiences in a clear and unambiguous way.
A5	That students have the learning skills that allow them to continue studying in a way that will be largely self-directed or autonomous.
B4	Know and apply the principles and methodologies of the research such as the bibliographic search, the taking of data and the analysis and interpretation of the same and the presentation of conclusions, in a clear, concise and rigorous way.
C1	Be able to select the study tools and documentation necessary to know the cultural good, even establishing standardized work methodologies.
C2	Acquire the ability to design intervention protocols, establishing types, priorities and intensities of action before a cultural property at risk of alteration.
C3	Acquire the ability to draft intervention projects in the Cultural Heritage in accordance with specific regulatory legislation.
C4	Acquire the capacity to catalog the real cultural heritage, being able to establish mechanisms of legal and preventive protection.
C5	Master and be able to apply instruments and procedures of various cartographic techniques to the real cultural heritage for its dimensional control and the elaboration of graphic documentation using CAD tools.
C6	Analyze, refine and interpret geographic information, as well as its storage in databases, based on technical requirements for the inventory and documentation of an intervention project.
C7	Know the basics of the most used non-destructive techniques for the sub-surface prospecting of the cultural heritage and develop the ability to determine its applicability to specific cases.
C8	Understand the multifactorial values of Cultural Heritage, and assess it appropriately according to criteria of social use.
C9	Acquire the ability to diagnose, on the basis of scientific knowledge, the state of structural conservation of the Cultural Heritage.
C10	Understand the fundamentals of structural stability and the analysis procedures necessary to guarantee the structural safety of heritage constructions.
C11	Acquire the ability to handle documentary tools and historiographic techniques for the characterization of heritage assets.
C12	Develop the capacity for the application of territorial analysis methodologies of the Heritage according to valuation and protection objectives.
C13	Develop the capacity for making decisions about the function assigned to the Heritage, its value and public use, and for the elaboration of strategies aimed at its recovery.
C14	Acquire the capacity for dissemination and dissemination of scientific knowledge and the creation of messages for the purpose of social awareness about the Heritage.

- C15 Know and apply the procedures and mechanisms for the valuation and protection of the architectural Heritage in its territorial and administrative context.
- D1 Ability to understand the meaning and application of the gender perspective in the different fields of knowledge and professional practice with the aim of achieving a more just and egalitarian society.
- D2 Ability to communicate orally and in writing in the Galician language.
- D3 Sustainability and environmental commitment. Equitable, responsible and efficient use of resources.
- D4 To be able to integrate the diverse information and data contributed by diverse technicians and tools in the writing of conclusions of action.
- D5 Be able to predict and control the evolution of complex situations through the development of new and innovative work methodologies adapted to the specific scientific / research, technological or professional field, in general multidisciplinary, in which their activity is developed.
- D6 Know how to transmit in a clear and unambiguous way to a specialized audience or not, results from scientific and technological research or the most advanced field of innovation, as well as the most relevant foundations on which they are based
- D7 Conceive the protection of cultural heritage within a framework of sustainable development.
- D8 Acquire advanced knowledge and demonstrate, in a context of scientific and technological research or highly specialized, a detailed and substantiated understanding of the theoretical and practical aspects and the methodology of work in one or more fields of study.
- D9 Know and manage the legislation applicable to the sector, know the social and business environment and know how to relate to the competent administration by integrating this knowledge into the development of engineering projects and the development of any aspect of their professional work.

Expected results from this subject

Expected results from this subject	Training and Learning Results
That the students know how to apply and develop in an integrated way the training contents and the competences associated to the master's degree, through the realization and defense by each student of a supervised work.	A1
	A2
	A3
	A4
	A5
	B4
	C1
	C2
	C3
	C4
	C5
	C6
	C7
	C8
	C9
C10	
C11	
C12	
C13	
C14	
C15	
D1	
D2	
D3	
D4	
D5	
D6	
D7	
D8	
D9	

Contents

Topic

Elaboration, presentation and defense of a ---
directed work in the field of the disciplines of the
Master.

Planning

	Class hours	Hours outside the classroom	Total hours
Mentored work	0	200	200
Presentation	1	0	1

*The information in the planning table is for guidance only and does not take into account the heterogeneity of the students.

Methodologies

	Description
Mentored work	Elaboration of TFM in accordance with the guidelines of the Master.
Presentation	Presentation by the student of the work done.
Project based learning	Establishment of appropriate methodological bases according to the nature of the TFM chosen by the student.

Personalized assistance

Methodologies	Description
Project based learning	The tutorial will consist of supervising and orienting the student in the thematic, methodology, elaboration, presentation and any other academic aspect related to the work of master's degree; As well as facilitate its management, streamline and facilitate the entire process until the presentation and defense thereof. Establishment by the tutor of the methodological bases accommodated according to the nature of the TFM chosen by the students.

Assessment

Description	Qualification	Training and Learning Results			
Presentation Evaluation of the memory of the final work of the Master. Writing, structure, format, objectives, methodologies, analysis of results and conclusions. (80%)	100	A1	B4	C1	D1
		A2		C2	D2
		A3		C3	D3
		A4		C4	D4
		A5		C5	D5
Evaluation of the exhibition and defense of the final master's work. Clarity in the exposition, correct use of the language, structure of the exhibition, capacity of synthesis, answers to the questions formulated by the court. (twenty%)				C6	D6
				C8	
Learning Outcomes: The Master's Degree Work will allow the integrated application and development of the training contents and the competences associated with the master, through the realization and defense of each student of a supervised work.					

Other comments on the Evaluation

The final master's work can only be defended and evaluated when it is known that the student has passed all the credits necessary to obtain the master's degree, except those corresponding to the final master's work.

The act of reading and defending the TFM will be public before the court appointed for this purpose, carried out through an online session via videoconference (e-meeting or Remote Campus)

Sources of information

Basic Bibliography

Complementary Bibliography

Recommendations

Other comments

:(Could not connect to host:<http://tradutorsw.uvigo.es/trad-docx/web/translate-string.php?wsdl>)

IDENTIFYING DATA**(*)Educación patrimonial e innovación social**

Subject	(*)Educación patrimonial e innovación social			
Code	O02M143V03215			
Study programme	Máster Universitario en Valoración, Gestión y Protección del Patrimonio Cultural			
Descriptors	ECTS Credits	Choose	Year	Quadmester
	3	Optional	1st	2nd
Teaching language	Spanish Galician			
Department				
Coordinator	Comendador Rey, Beatriz Pilar			
Lecturers	Comendador Rey, Beatriz Pilar Garrido Labrador, Begoña Vázquez Veiga, Adela			
E-mail	beacomendador@uvigo.es			
Web	http://moovi.uvigo.gal/course/view.php?id=1078			
General description	(*)Nesta materia, preténdese reflexionar sobre as experiencias da educación sobre o patrimonio cultural material e inmaterial, en diferentes contextos e cos seguintes obxectivos: Proporcionar ao alumno coñecementos teóricos e metodolóxicos baseados en experiencias prácticas, para xestionar as propostas de educación do patrimonio. en diferentes contextos e con diferentes comunidades de aprendizaxe; Deseñar propostas didácticas para a educación do patrimonio en contextos de educación formal ou non formal.			

Training and Learning Results

Code	
A4	That the students know how to communicate their conclusions -and the knowledge and ultimate reasons that sustain them- to specialized and non-specialized audiences in a clear and unambiguous way.
B1	Acquire the ability to differentiate and assess the various expressions of Cultural Heritage, know the tools for their quantification and protection, as well as the different perspectives that address their management.
C8	Understand the multifactorial values of Cultural Heritage, and assess it appropriately according to criteria of social use.
C13	Develop the capacity for making decisions about the function assigned to the Heritage, its value and public use, and for the elaboration of strategies aimed at its recovery.
C14	Acquire the capacity for dissemination and dissemination of scientific knowledge and the creation of messages for the purpose of social awareness about the Heritage.
D2	Ability to communicate orally and in writing in the Galician language.
D3	Sustainability and environmental commitment. Equitable, responsible and efficient use of resources.

Expected results from this subject

Expected results from this subject	Training and Learning Results
Know and reflect on educational experiences focused on the material and immaterial Cultural Heritage in different contexts	A4
	B1
	C8
	C13
	C14
	D2
	D3
Design didactic proposals for Heritage Education in different social spaces (schools, museums, neighborhoods, institutions, etc.).	A4
	B1
	C8
	C13
	C14
	D3

Contents

Topic	
Introduction to Heritage Education	Heritage Education in regulated training contexts Heritage Education in non-regulated training contexts. Common Approach to Heritage Education

Planning

	Class hours	Hours outside the classroom	Total hours
Seminars	4	0	4
Case studies	0	24	24
Mentored work	0	11	11
Problem solving	0	14	14
Introductory activities	1	0	1
Problem and/or exercise solving	1	0	1
Essay	0	15	15
Systematic observation	0	5	5

*The information in the planning table is for guidance only and does not take into account the heterogeneity of the students.

Methodologies

	Description
Seminars	You interview that the student is supported by the profesorado of the subject for advice/develop of activities of the subject and of the process of learning
Case studies	Analysis of a fact, problem or real event with the purpose to know it, interpret it, resolve it, generate hypothesis, contrast data, reflexionar, complete knowledges, diagnose it and train in alternative procedures of solution.
Mentored work	The/The student, of individual way or in group, elaborates a document on the thematic of the matter or prepares seminars, investigations, memories, essays, summaries of readings, conferences, etc.
Problem solving	Activity in which they formulate problems and/or exercises related with the subject. The student/to has to develop the analysis and resolution of the problems and/or exercises of autonomous form.
Introductory activities	Activities directed to take contact and gather information on the students, as well as to present the subject.

Personalized assistance**Methodologies Description**

Seminars	Along the course the profesorado will keep direct relation with the students with the object of tutorizar and resolve doubts.
Case studies	The personalised attention will make fundamentally through the forum of the matter. To be necessary will use also tutorías on-line, the virtual room of the platform and-meeting and the email.
Mentored work	The personalised attention will consist in the orientation on methodology, editorial and formal presentation of the works on the very cultural elected by the student. The attention will do by means of turorías on-line, the forums of the platform Moodle, the virtual room of the platform and-meeting and the email.
Problem solving	Throughout the course, the teaching staff will maintain a direct relationship with the students in order to tutoring and solving doubts, maintaining interaction in real time through the online tutorials, the forums of the Moodle platform, the virtual room of the e-meeting platform and the email.

Assessment

	Description	Qualification	Training and Learning Results
Problem and/or exercise solving	Proofs for evaluation of the competitions purchased that include enclosed questions with different alternative of answer (true/false), multiple election, pairing of elements...). The students selects an answer between a number limited of possibilities.	20	B1 C8
Essay	Presentation by writing and oralmente of an individual work that presents the result obtained in the preparation of a document on the thematic of the matter, in the preparation of seminars, investigations, memories, essays, summaries of readings, conferences, etc.	40	A4 C13 D3 C14
Systematic observation	Active participation in the different activities will be valued by telematic means in order to train students for heritage education tasks.	40	D2

Other comments on the Evaluation

According to the 2023 "Regulation on the evaluation, qualification and quality of teaching and the student learning process of the University of Vigo", there are two evaluation systems that students can choose: the preferred one, which will be applied by default, of "**continuous evaluation**" (diversified tests and activities that take place throughout the semester), and the so-called "**global evaluation**" (tests and/or delivery of work/exercises to be carried out on the official dates of evaluation established in the academic calendar), which must be expressly requested by the interested students, and communicated to the responsible teaching staff within a maximum period of 31 days from the beginning of each term.

The "**global evaluation**" tests for this subject will consist as follows: objective questions test (40%); delivery of a mandatory essay (40%); problem and/or exercise solving (20%)

Students have two evaluation calls/opportunities. The first is carried out during the teaching semester. The second (or 2nd opportunity) will take place in the month of July, for which access to the teaching platform will be enabled again.

If student approves in the first announcement, there will be no possible to improve note in the second.

Sources of information

Basic Bibliography

Ares, P. y Risler, J., **Manual de mapeo colectivo**, Tinta Limón, 2013

Calaf i Masachs, R., **Didáctica del patrimonio: epistemología, metodología y estudio de casos**, Trea, 2009

Fontal Merillas, O (coord.), **La educación patrimonial: del patrimonio a las personas**, Trea, 2013

Fontal Merillas, O., **La educación patrimonial. Teoría y práctica en el aula.**, Trea, 2003

Santacana, J. et al (coords.), **La evaluación de las «apps» en el patrimonio cultural**, Trea, 2018

Complementary Bibliography

Boillier, D., **Pensar desde los comunes. Una breve introducción**, Traficantes de Sueños, 2016

Estepa Giménez, J. (ed.), **La educación patrimonial en la escuela y el museo: investigación y experiencias**, 178, Servicio de Publicaciones de la Universidad de Hue, 2016

Fontal Merillas, O (coord.), **Educación patrimonial: retrospectiva y perspectivas para la próxima década**, 2, Estudios Pedagógicos, 2016

Fontal, O., Ballesteros, P. y Domingo, M. (coords.), **I Congreso Internacional de Educación Patrimonial. Mirando a Europa: estado de la cuestión y perspectivas de futuro**, Instituto del Patrimonio Cultural de España y Obse, 2012

García Valecillo, Zaida, **La educación patrimonial. Retos y pautas para educar a la ciudadanía desde lo patrimonial en Latinoamérica**, Revista Muesca, 2015

González, M., Feliu-Torruella, Cardona, G., **Las Visual Thinking Strategies (VTS) desde la perspectiva del educador patrimonial. DAFO del método en su aplicación práctica**, 375, Revista de Educación, 2017

Santacana, J. y Coma, L., **El m-learning y la educación patrimonial**, Trea, 2014

Santacana, J. y López Benito, V., **Educación, tecnología digital y patrimonio cultural. Para una educación inclusiva**, Trea, 2015

Silke, Helrich, **Genes, Bites y Emisiones: Bienes comunes y Ciudadanía**, Fundación Heinrich Böll, 2008

Trabajo, M. y Cuenca, J.M^a., **La educación patrimonial para la adquisición de competencias emocionales y territoriales del alumnado de enseñanza secundaria**, 40, Pulso, 2017

Vargas Vargas, L. y Bustillos, G., **Técnicas participativas para la educación popular**, Editorial Lumen-Humanitas, 1997

VVAA, **Imaxinar para transformar. Manual de trabajo colectivo**, Gabinete de Imaxinación Política, 2018

VVAA, **Manual de metodologías participativas**, Observatorio Internacional de Ciudadanía y Medioam, 2009

Yulí, J.A. y Urbano, C.A., **Mapas y herramientas para conocer la escuela. . Investigación Etnográfica e Investigación-Acción**, Editorial Brujas, 2005

Recommendations

Subjects that continue the syllabus

Dissemination and Socialisation of Cultural Heritage/O02M143V03210

Subjects that are recommended to be taken simultaneously

Dissemination and Socialisation of Cultural Heritage/O02M143V03210

Other comments

The teaching of the subject will be always of face-to-face telematic way, well was synchronous or asynchronous, using the eMoodle (MooVi) educational platform and participating in the educational activities through multiple videoconference (e-meeting, Remote Campus).

To be able to receive the teaching of effective way it si recommended , previously to the start of the subject, to consult the manual of access to the platform and to follow the technical specifications in order to assist to the remote sessions. It is indispensable that each student access to the educational platform of the subject previously to the beginning of the same.

IDENTIFYING DATA**(*)Patrimonio cultural e turismo**

Subject	(*)Patrimonio cultural e turismo			
Code	O02M143V03216			
Study programme	Máster Universitario en Valoración, Gestión y Protección del Patrimonio Cultural			
Descriptors	ECTS Credits	Choose	Year	Quadmester
	3	Optional	1st	2nd
Teaching language	Spanish Galician			
Department				
Coordinator	de Uña Álvarez, Elena Pilar			
Lecturers	de Uña Álvarez, Elena Pilar Gil Pereiras, María del Carmen			
E-mail	edeuna@uvigo.gal			
Web	http://moovi.uvigo.gal			
General description	In the actuality assist to an increase of the demand of cultural tourism, in parallel to the increase of the valorisation and production of the goods of the Cultural Heritage. This matter pursues to endow to the students of methodologies that make possible to pipe the potential of the existent cultural resources in the tourist destinations like tourist offer-cultural.			

Training and Learning Results

Code	
A3	That students are able to integrate knowledge and face the complexity of making judgments based on information that, being incomplete or limited, includes reflections on social and ethical responsibilities linked to the application of their knowledge and judgments.
B1	Acquire the ability to differentiate and assess the various expressions of Cultural Heritage, know the tools for their quantification and protection, as well as the different perspectives that address their management.
C8	Understand the multifactorial values of Cultural Heritage, and assess it appropriately according to criteria of social use.
C13	Develop the capacity for making decisions about the function assigned to the Heritage, its value and public use, and for the elaboration of strategies aimed at its recovery.
D7	Conceive the protection of cultural heritage within a framework of sustainable development.
D9	Know and manage the legislation applicable to the sector, know the social and business environment and know how to relate to the competent administration by integrating this knowledge into the development of engineering projects and the development of any aspect of their professional work.

Expected results from this subject

Expected results from this subject	Training and Learning Results
Apply territorial strategies, related to the character of the resources, and commercial strategies, contemplating the policies of product, price, distribution and promotion of cultural heritage assets	A3 B1 C8 C13 D7 D9
Design, create and develop tourism plans and products based on cultural heritage and according to market needs	A3 B1 C8 C13 D7 D9
Define a comprehensive communication plan that contributes to value the resources and cultural tourism packages	A3 B1 C8 C13 D7 D9

Formulate guidelines and methodological guidelines for communication with the public, for the in situ presentation of heritage to that public, and to convey a powerful message that, if possible, transcends the fact of the visit	A3 B1 C8 C13 D7 D9
---	-----------------------------------

Contents

Topic	
1. The insertion of the Cultural Heritage in the tourism	1.1 Basic Concepts 1.2 Cultural Heritage and tourist activity
2. Phases of the process of planning and management of the cultural tourism	2.1 Offer, product and cultural consumption 2.2 The interpretation of the heritage like tool for the management and the tourist planning
3. Studies of case	3.1 Rehabilitations and cultural products 3.2 Routes and cultural itineraries

Planning

	Class hours	Hours outside the classroom	Total hours
Introductory activities	1	1	2
Case studies	1	15	16
Seminars	4	22	26
Essay	0	20	20
Systematic observation	0	6	6
Debate	0	5	5

*The information in the planning table is for guidance only and does not take into account the heterogeneity of the students.

Methodologies

	Description
Introductory activities	Activities directed to take contact and gather information on the students, as well as to present the matter.
Case studies	Analysis of a fact, problem or real event with the purpose to know it, interpret it, resolve it, generate hypothesis, contrast data, reflexionar, complete knowledges, diagnose it and train in alternative procedures of solution.
Seminars	Explanation, advice and development of contents for the orientation of the process of learning, by means of the sessions in virtual classroom.

Personalized assistance

Methodologies	Description
Introductory activities	Guidance on the level of learning required, the nature of the available materials and the dynamics of development of the subject in the teledocencia platform.
Seminars	Specific orientations, resolution of doubts and problems about the sequences of theoretical-practical contents in the teledocencia platform.

Assessment

	Description	Qualification	Training and Learning Results
Essay	Creation, analysis and/or documentation of a proposal/project current or past related with the contents of the matter, that will be delivered telematic road. Evaluation of results of learning: Design, create and develop plans and tourist products from the cultural heritage and in function of the needs of the market; Define a plan of integral communication that contribute to put in value the resources and cultural tourist packages created.	40	A3 B1 C8 D7 C13 D9

Systematic observation	Control and systematic observation of the progress of the students in relation with the matter by means of the efficient use and the intervention in the virtual surroundings. It includes active participation in virtual sessions, forum and activities proposed by the educational. Evaluation of results of learning: Apply territorial strategies, related with the character of the resources, and commercial strategies, contemplating the politics of product, price, distribution and promotion of goods of the cultural heritage; Formulate guidelines and methodological guidelines for the communication with the public, for the presentation of the heritage in situ to this public, and to transmit a message that, in the possible, trascend to the mere fact of the visit.	30	A3 B1 C8 D7 C13 D9
Debate	Open talk in forum between a group of students. It can centre in a subject of the contents of the matter, in the analysis of a case, in the result of a project, exercise or problem developed previously in a session ... Evaluation of results of learning: Apply territorial strategies, related with the character of the resources, and commercial strategies, contemplating the politics of product, price, distribution and promotion of heritage. Formulate guidelines and methodological guidelines for the communication to the public, for the presentation of the heritage in situ and to transmit a message that inside the mere fact of the visit.	30	A3 B1 C8 D7 C13 D9

Other comments on the Evaluation

According to the 2023 "*Regulation on the evaluation, qualification and quality of teaching and the student learning process of the University of Vigo*", there are two evaluation systems that students can choose: the preferred one, which will be applied by default, of "**continuous evaluation**" (diversified tests and activities that take place throughout the semester), and the so-called "**global evaluation**" (tests and/or delivery of work/exercises to be carried out on the official dates of evaluation established in the academic calendar), which must be expressly requested by the interested students, and communicated to the responsible teaching staff within a maximum period of 31 days from the beginning of each term.

The "**global evaluation**" tests for this subject will consist as follows: Essay (40%) + delivery of exercises (specific forum, video-comments on virtual classroom) (60%)

Students have two evaluation calls/opportunities. The first is carried out during the teaching semester. The second (or 2nd opportunity) will take place in the month of July, for which access to the teaching platform will be enabled again.

For all the students will specify in *MooVi the methodology, the activities, assessment, together with the calendar of delivery. The use of the materials offer to students in *MooVi have to respect the rights of author.

Sources of information

Basic Bibliography

Ballart, J. y Tresseras, J.I., **Gestión del patrimonio Cultural**, Ariel, 2001

Du Cross, H. y Mckercher, B., **Cultural Tourism**, Routledge, 2015

Martos Molina, H., **Herramientas para la gestión turística del patrimonio cultural: manual para gestores culturales**, Trea, 2016

Querol, M.A., **Manual de gestión del Patrimonio Cultural**, Akal, 2010

Recuero, N.; Blasco, F. y García de Madariaga, J., **Marketing del turismo cultural**, Esic, 2016

Complementary Bibliography

Recommendations

Other comments

The teaching of the subject will be always of face-to-face telematic way, well was synchronous or asynchronous, using the eMoodle (MooVi) educational platform and participating in the educational activities through multiple videoconference (e-meeting, Remote Campus).

To be able to receive the teaching of effective way it is recommended, previously to the start of the subject, to consult the manual of access to the platform and to follow the technical specifications in order to assist to the remote sessions. It is indispensable that each student access to the educational platform of the subject previously to the beginning of the same.

IDENTIFYING DATA**(*)Introducción á avaliación estrutural de construcións patrimoniais**

Subject	(*)Introducción á avaliación estrutural de construcións patrimoniais			
Code	O02M143V03217			
Study programme	Máster Universitario en Valoración, Gestión y Protección del Patrimonio Cultural			
Descriptors	ECTS Credits	Choose	Year	Quadmester
	3	Optional	1st	2nd
Teaching language	Spanish Galician			
Department				
Coordinator	Cabaleiro Núñez, Manuel Riveiro Rodríguez, Belén			
Lecturers	Barros González, Brais Cabaleiro Núñez, Manuel Conde Carnero, Borja Riveiro Rodríguez, Belén			
E-mail	mcabaleiro@uvigo.es belenriveiro@uvigo.es			
Web	http://moovi.uvigo.gal/course/view.php?id=1080			
General description	This subject aims to train the student to understand the requirements in terms of structural safety of a building, taking into account the particularities of its heritage. Likewise, it will allow the student to conduct the tasks of documentation of the property through the technologies of geometric documentation and the materials addressed in module II of the master's degree, which serve as the basis for the diagnosis of the level of structural health of a heritage construction.			

Training and Learning Results

Code	
A2	That students know how to apply the knowledge acquired and their ability to solve problems in new or unfamiliar environments within broader (or multidisciplinary) contexts related to their area of study.
B2	Acquire the necessary knowledge to handle the different tools of graphic, dimensional and geospatial documentation to be applied in the documentation and valuation of Cultural Heritage.
B3	Acquire the ability to bring to the practical application of the protection of cultural property the theoretical knowledge and the protocols of documentation, diagnosis and evaluation.
C2	Acquire the ability to design intervention protocols, establishing types, priorities and intensities of action before a cultural property at risk of alteration.
C9	Acquire the ability to diagnose, on the basis of scientific knowledge, the state of structural conservation of the Cultural Heritage.
C10	Understand the fundamentals of structural stability and the analysis procedures necessary to guarantee the structural safety of heritage constructions.
D5	Be able to predict and control the evolution of complex situations through the development of new and innovative work methodologies adapted to the specific scientific / research, technological or professional field, in general multidisciplinary, in which their activity is developed.
D8	Acquire advanced knowledge and demonstrate, in a context of scientific and technological research or highly specialized, a detailed and substantiated understanding of the theoretical and practical aspects and the methodology of work in one or more fields of study.

Expected results from this subject

Expected results from this subject	Training and Learning Results
Acquisition of knowledge regarding structural security, analysis methods and regulations applicable to heritage buildings	A2 B2 B3 C2 C9 C10 D5 D8

Know the tools that allow a diagnosis of the structural condition of heritage buildings

A2
B2
B3
C2
C9
C10
D5
D8

Contents

Topic	
Introduction to structural mechanics	Forces Moments Static equilibrium Thrust Structural stability.
Structural typologies, constructive elements and mechanical modeling	Wooden structures Masonry structures Metallic structures Concrete structures
Introduction to structural analysis methods.	Classic methods Theory of limit analysis in masonry structures Computacionais methods: finite method method, discrete element method.
Structural pathology in heritage buildings.	Main structural pathologies. Methodologies and techniques for identification and characterization.
Standards of mandatory compliance in terms of structural safety.	Código Técnico de la Edificación

Planning

	Class hours	Hours outside the classroom	Total hours
Introductory activities	0.5	0	0.5
Seminars	4	15	19
Case studies	1.5	14	15.5
Problem solving	0	18	18
Essay	0	20	20
Systematic observation	0	1	1
Oral exam	1	0	1

*The information in the planning table is for guidance only and does not take into account the heterogeneity of the students.

Methodologies

	Description
Introductory activities	Activities directed to take contact and gather information on the students, as well as to present the module. They will present the module outline form of the matter, aims, calendar, criteria of evaluation, as well as forums of debate and news and other surroundings in which it will manage the learning.
Seminars	Activities focused to the work on each one of the technologies that present in the matter, so that the students can understand the theoretical principles of each technician to the time that take contact with the tools software that will allow them put in technical said practice during a process of documentation. These seminars will realise by means of videoconference and titorial videosl, on the studies of case of employment of each technician.
Case studies	Analysis of a problem or real case, with the purpose to know it, interpret it, resolve it, generate hypothesis, diagnose it and get introduced to alternative procedures of solution, to see the application of the theoretical concepts in the reality. They will employ as I complement of the theoretical classes for the autolearning.
Problem solving	Activities in which they formulate problems and/or exercises related with the matter.

Personalized assistance

Methodologies Description

Case studies	Resolution of doubts and personalised attention of the work performed by the students. Resources used: platform for virtual teaching Moodle, and videoconference and e-meeting
Problem solving	Resolution of doubts and personalised attention through the videoconference and e-meeting.

Assessment

Description	Qualification	Training and Learning Results			
Essay	40	A2	B2	C2	D5
			B3	C9	D8
				C10	
Systematic observation	20	A2	B2	C2	D5
			B3	C9	D8
				C10	
Oral exam	40	A2	B2	C2	D5
			B3	C9	D8
				C10	

Other comments on the Evaluation

According to the 2023 "Regulation on the evaluation, qualification and quality of teaching and the student learning process of the University of Vigo", there are two evaluation systems that students can choose: the preferred one, which will be applied by default, of "**continuous evaluation**" (diversified tests and activities that take place throughout the semester), and the so-called "**global evaluation**" (tests and/or delivery of work/exercises to be carried out on the official dates of evaluation established in the academic calendar), which must be expressly requested by the interested students, and communicated to the responsible teaching staff within a maximum period of 31 days from the beginning of each term.

The "**global evaluation**" tests for this subject will consist as follows: An essay of valuation of an heritage building (40%). An oral defense of the essay by the student (20%). An oral exam of short questions on the contents of the subject and the essay (40%).

Students have two evaluation calls/opportunities. The first is carried out during the teaching semester. The second (or 2nd opportunity) will take place in the month of July, for which access to the teaching platform will be enabled again.

Sources of information

Basic Bibliography

Complementary Bibliography

Heyman, Jackes, **The Stone skeleton : structural engineering of masonry architecture**, Cambridge University Press,
Zanni, Enrique, **Patología de la madera : degradación y rehabilitación de estructuras de madera**, Brujas,
Belén Riveiro, Mercedes Solla, **Non-Destructive Techniques for the Evaluation of Structures and Infrastructure**,
CRC Press - Taylor and Francis,

Recommendations

Subjects that are recommended to be taken simultaneously

(*)Técnicas non destructivas para a avaliación do patrimonio cultural inmovible/O02M143V03218

Subjects that it is recommended to have taken before

2D and 3D Cartographic Documentation Techniques for Cultural Heritage/O02M143V03109

CAD Techniques to Present Heritage/O02M143V03107

Other comments

The teaching of the subject will be always of face-to-face telematic way, well was synchronous or asynchronous, using the eMoodle (MooVi) educational platform and participating in the educational activities through multiple videoconference (e-meeting, Remote Campus).

To be able to receive the teaching of effective way it si recommended , previously to the start of the subject, to consult the

manual of access to the platform and to follow the technical specifications in order to assist to the remote sessions. It is indispensable that each student access to the educational platform of the subject previously to the beginning of the same. In general, for the practices will employ free software or free versions (demo) of commercial software for operating system Windows 7.

IDENTIFYING DATA**(*)Técnicas non destructivas para a avaliación do patrimonio cultural inmobile**

Subject	(*)Técnicas non destructivas para a avaliación do patrimonio cultural inmobile			
Code	O02M143V03218			
Study programme	Máster Universitario en Valoración, Gestión y Protección del Patrimonio Cultural			
Descriptors	ECTS Credits	Choose	Year	Quadmester
	3	Optional	1st	2nd
Teaching language	#EnglishFriendly Spanish Galician			
Department				
Coordinator	Solla Carracelas, María Mercedes			
Lecturers	Lagüela López, Susana Solla Carracelas, María Mercedes			
E-mail	merchisolla@uvigo.es			
Web	http://moovi.uvigo.gal/course/view.php?id=1081			
General description	This subject aims to train the student to know different techniques of non-destructive evaluation (NDT) of the built cultural heritage. It is intended that the student, through the use of different NDT techniques, be able to interpret pathologies or structural aspects at a superficial and internal level that help to preserve the immovable cultural heritage. English Friendly subject: International students may request from the teachers: a) resources and bibliographic references in English, b) tutoring sessions in English, c) exams and assessments in English.			

Training and Learning Results

Code	
A2	That students know how to apply the knowledge acquired and their ability to solve problems in new or unfamiliar environments within broader (or multidisciplinary) contexts related to their area of study.
B2	Acquire the necessary knowledge to handle the different tools of graphic, dimensional and geospatial documentation to be applied in the documentation and valuation of Cultural Heritage.
B3	Acquire the ability to bring to the practical application of the protection of cultural property the theoretical knowledge and the protocols of documentation, diagnosis and evaluation.
C2	Acquire the ability to design intervention protocols, establishing types, priorities and intensities of action before a cultural property at risk of alteration.
C7	Know the basics of the most used non-destructive techniques for the sub-surface prospecting of the cultural heritage and develop the ability to determine its applicability to specific cases.
D4	To be able to integrate the diverse information and data contributed by diverse technicians and tools in the writing of conclusions of action.
D5	Be able to predict and control the evolution of complex situations through the development of new and innovative work methodologies adapted to the specific scientific / research, technological or professional field, in general multidisciplinary, in which their activity is developed.

Expected results from this subject

Expected results from this subject	Training and Learning Results
Know different methods of non-destructive evaluation, the applicability of each one as well as its advantages and disadvantages	A2
	B2
	B3
	C2
	C7
	D4
Know how to interpret results obtained from different END techniques and the combination of those results for a more complete analysis of the structure	D5
	A2
	B2
	B3
	C2
	C7
	D4
	D5

Contents	
Topic	
Introduction to non-destructive techniques and application in the evaluation of the immovable cultural heritage.	The non-destructive techniques for evaluation of heritage elements. Application examples
Applicability of photogrammetry and laser scanner for surface evaluation.	Processing of orthophotos in the laboratory. Interpretation of results.
Applicability of thermography for subsurface inspection.	Processing of thermographic images in the laboratory. Interpretation of results
Applicability of the georadar for internal inspection.	Processing of 2D and 3D radargrams in the laboratory. Interpretation of results.
Integration of non-destructive techniques for the study of the built cultural heritage.	Design and planning of an integration project.

Planning			
	Class hours	Hours outside the classroom	Total hours
Introductory activities	0.5	0	0.5
Seminars	0.5	1	1.5
Case studies	3	30	33
Lecturing	2	10	12
Case studies	0	7	7
Essay questions exam	0	2	2
Case studies	0	7	7
Case studies	0	7	7
Essay	0	5	5

*The information in the planning table is for guidance only and does not take into account the heterogeneity of the students.

Methodologies	
	Description
Introductory activities	Activities directed to take contact and gather information on the students, as well as to present the module. They will present the module outline form of the matter, aims, calendar, criteria of evaluation, as well as forums of debate and news and other surroundings in which it will manage the learning.
Seminars	Activities focused to the work on each one of the technologies that present in the matter, so that the students can understand the theoretical principles of each technician to the time that take contact with the tools software that will allow them put in technical said practice during a process of documentation. These seminars will realise by means of videoconference and tutorial videosl, on the studies of case of employment of each technician.
Case studies	Analysis of a problem or real case, with the purpose to know it, interpret it, resolve it, generate hypothesis, diagnose it and get introduced to alternative procedures of solution, to see the application of the theoretical concepts in the reality. They will employ as I complement of the theoretical classes for the autolearning.
Lecturing	Presentation of theoretical and practical contents through the virtual platform. Activities of application of knowledge to specific situations and acquisition of basic and procedural skills related to the subject.

Personalized assistance

Methodologies	Description
Case studies	Resolution of doubts and personalised attention of the work performed by the students. Resources used: platform for virtual teaching Moodle, and videoconference (Remote Campus)
Lecturing	Resolution of doubts and personalized attention. Resources used: platform for virtual teaching Moodle, and videoconference (Remote Campus)

Assessment

Description	Qualification	Training and Learning Results

Case studies	Activities in the didactic unit 2 to develop case studies in which a situation already existent, or that can occur, is given, starting from the different factors involved, the analysis of the antecedents, conditions of the situation, etc. The learning outcomes are the student's training for documentation through non-destructive techniques of heritage assets. It is intended that the student is able to document the physical and formal characteristics and the state of conservation of the real cultural heritage and its immediate surroundings.	20	A2 B2 C2 D4 B3 C7 D5
Essay questions exam	Essay test in the didactic unit 5 in which students have to demonstrate their understanding of the most theoretical-practical concepts of the subject.	20	A2 B2 C2 D4 B3 C7 D5
Case studies	Activities in the didactic unit 3 to develop case studies in which a situation already existent, or that can occur, is given, starting from the different factors involved, the analysis of the antecedents, conditions of the situation, etc. The learning outcomes are the student's training for documentation through non-destructive techniques of heritage assets. It is intended that the student is able to document the physical and formal characteristics and the state of conservation of the real cultural heritage and its immediate surroundings.	20	A2 B2 C2 D4 B3 C7 D5
Case studies	Activities in the didactic unit 4 to develop case studies in which a situation already existent, or that can occur, is given, starting from the different factors involved, the analysis of the antecedents, conditions of the situation, etc. The learning outcomes are the student's training for documentation through non-destructive techniques of heritage assets. It is intended that the student is able to document the physical and formal characteristics and the state of conservation of the real cultural heritage and its immediate surroundings.	20	A2 B2 C2 D4 B3 C7 D5
Essay	Review of a scientific article in which they integrate different non destructive techniques for the evaluation of the Cultural Heritage Real estate. Delivery of the report of review.	20	A2 B2 C2 D4 B3 C7 D5

Other comments on the Evaluation

According to the 2023 "Regulation on the evaluation, qualification and quality of teaching and the student learning process of the University of Vigo", there are two evaluation systems that students can choose: the preferred one, which will be applied by default, of "**continuous evaluation**" (diversified tests and activities that take place throughout the semester), and the so-called "**global evaluation**" (tests and/or delivery of work/exercises to be carried out on the official dates of evaluation established in the academic calendar), which must be expressly requested by the interested students, and communicated to the responsible teaching staff within a maximum period of 31 days from the beginning of each term.

The "**global evaluation**" tests for this subject will consist as follows: essay questions exam (20%), case studies corresponding to the didactic units 2, 3 and 4 (60%, (20% each one)) and essay (20%).

Students have two evaluation calls/opportunities. The first is carried out during the teaching semester. The second (or 2nd opportunity) will take place in the month of July, for which access to the teaching platform will be enabled again.

Sources of information

Basic Bibliography

Belén Riveiro, Mercedes Solla, **Non-Destructive Techniques for the Evaluation of Structures and Infrastructure**, CRC Press - Taylor and Francis, 2016

Complementary Bibliography

Luisa Maria da Silva Gonçalves, Hugo Rodrigues, Florindo Gaspar, **Nondestructive Techniques for the Assessment and Preservation of Historic Structures**, CRC Press - Taylor and Francis, 2017

Dean Goodman, Salvatore Piro, **GPR Remote Sensing in Archaeology**, Springer, 2013

Kylily, A., Fokaides, P., Christou, P., Kalogirou, S., **Infrared thermography (IRT) applications for building diagnostics: A review.**, 2014

Solla, M., Riveiro, B., Lagüela, S., Puente, I., **Optical and Electromagnetic Sensing for the Inspection and Characterization of Ancient Masonry Arch Bridges**, Taylor & Francis, 2017

Recommendations

Subjects that continue the syllabus

(*)Introducción á avaliación estrutural de construcións patrimoniais/O02M143V03217

Subjects that it is recommended to have taken before

(*)Introducción á topografía e produción cartográfica/O02M143V03111

2D and 3D Cartographic Documentation Techniques for Cultural Heritage/O02M143V03109

Prospecting Techniques for Surface Subsoil/O02M143V03110

Other comments

The teaching of the subject will be always of face-to-face telematic way, well was synchronous or asynchronous, using the eMoodle (MooVi) educational platform and participating in the educational activities through multiple videoconference (Remote Campus).

To be able to receive the teaching of effective way it si recommended , previously to the start of the subject, to consult the manual of access to the platform and to follow the technical specifications in order to assist to the remote sessions. It is indispensable that each student access to the educational platform of the subject previously to the beginning of the same. In general, for the practices will employ free software or free versions (demo) of commercial software for operating system Windows 7.
